

Product datasheet for **RC209601**

TRIM9 (NM_015163) Human Tagged ORF Clone

Product data:

Product Type:	Expression Plasmids
Product Name:	TRIM9 (NM_015163) Human Tagged ORF Clone
Tag:	Myc-DDK
Symbol:	TRIM9
Synonyms:	RNF91; SPRING
Mammalian Cell Selection:	Neomycin
Vector:	pCMV6-Entry (PS100001)
E. coli Selection:	Kanamycin (25 ug/mL)



[View online »](#)

ORF Nucleotide
Sequence:

>RC209601 ORF sequence
Red=Cloning site Blue=ORF Green=Tags(s)

TTTTGTAATACGACTCACTATAGGGCGGCCGGGAATTCGTCGACTGGATCCGGTACCGAGGAGATCTGCC
GCCGCGATCGCC

ATGGAGGAGATGGAAGAGGAGTTGAAATGCCCCGTGTGCGGCTCCTTCTATCGGGAGCCCATCATCCTGC
CCTGCTCTCACAATTTGTGT CAGGCGTGCGCCCGCAACATCCTGGTGCAGACCCAGAGTCTGAATCCCC
CCAGAGCCATCGGGCCGCGGGCTCCGGGTCTCCGACTATGACTATCTGGACCTGGACAAGATGAGCCTA
TACAGCGAGGCGGACAGCGGCTATGGCTCTACGGGGGTTTCGCCAGCGCCCCACTACCCCGTCCGAGA
AGTCCCCAACGGCGTCCGCGTGTTCGCCCGGCTATGCCGCCACCGGCCACCCACTTGTACCGGCCCT
GGCCCCGTGCCCGCAACTCCTGTATCACCTGCCCCAGTGTACCCGACGCTCATCCTGGATGACCGG
GGGCTCCGCGGCTCCCCAAGAATCGCGTACTGGAAGGGTAATTGACCGCTACCAGCAGAGCAAAGCCG
CGGCCCTCAAGTCCAGCTCTGCGAGAAGGCGCCAAGGAAGCCACCGTCATGTGCGAACAGTGCATGT
CTTCTACTGCGATCCGTGCCGCTGCGTGCACCCGCCCCGGGGCCCCCTAGCCAAGCACCGCCTGGTG
CCCCCGGCCAGGTCGTGTGAGCCGGAGGCTGAGCCCACGCAAGGTCTCCACCTGCACAGACCAGGAGC
TGGAGAACCACAGCATGTACTGCGTGCAATGCAAGATGCCCGTGTGTACCAGTGCTGGAGGAGGGCAA
ACACTCCAGCCACGAAGTCAAGGCTCTGGGGGCCATGTGGAACTACATAAGAGCCAGCTCTCCAGGCG
CTGAACGGACTGTGAGACAGGGCCAAAGAAGCCAAGGAGTTTCTGGTACAGCTGCACAACATGGTCCAGC
AGATCCAGGAGAACAGTGTGGAGTTTGAAGCCTGTCTGGTGGCCCAATGTGATGCCCTCATCGATGCCCT
CAACAGAAAGAAAAGCCAGCTGCTGGCCCGCTCAACAAGGAGCATGAGCACAAGCTGAAGTGGTTCGA
GATCAGATCTCTACTGCACAGTAAATGCGCCAGACCACAGGTCTCATGGAGTACTGCTTGGAGGTGA
TTAAGGAAAATGATCCTAGTGGTTTTTTGCGAGTTTTCTGACGCCCTCATAAGAAGAGTGCACCTGACTGA
GGATCAGTGGGGTAAAGGCACACTCACTCAAGGATGACCACGGACTTTGACTTGAGTCTGGACAACAGC
CCTCTGCTGCAATCCATCCACCAGCTGGATTCGTGCAAGTAAAAGCTTCTCTCCAGTCCAGCAACCC
CTATCCTACAGCTGGAGGAATGTTGTACCCACAACAACAGCGCTACGTTGTCTGGAAAACAGCCACCTCT
GTCCACGGTGCCCGCGATGGATACATTCTGGAGCTGGATGATGGCAACGGTGGTCAATTCGGGAGGTG
TATGTGGGAAGGAGACAATGTGCACTGTGGATGGTCTTCACTTCAACAGCACATAACAACGCTCGGGTCA
AGGCCTTCAACAAAACAGGAGTCAAGCCGTACAGCAAGACCCTGGTCTCCAAACGTCTGAGGTGGCCTG
GTTTGCTTTCGACCCTGGCTCGGCGCACTCGGACATCATCCTCTCCAATGACAACCTGACAGTGACCTGT
AGTAGCTATGATGACCGGTGGTGTAGGGAAGACTGGCTTCTCAAGGGCATCCACTACTGGGAGCTCA
CGGTAGATCGCTATGACAACCACCTGATCCTGCCCTTGGTGTGGCTCGCATGGACGTGATGAAGGATGT
GATGTTAGGAAAAGACGACAAAAGCTTGGGCAATGTATGTGGACAATAACCGGAGCTGGTTCATGCACAAC
AACTCGCACACCAACAGAAGTGAAGGAGGGATCACAAAAGGGGCCACAATTGGGGTCTCTCTCGACTTCA
ATAGAAAAAATTGACATTTTTATCAACGATGAACAACAAGGTCCCATAGCATTGATAACGTGGAGGG
CCTCTTCTCCCTGCGGTGAGCTGAACAGGAACGTGCAGGTACGCTGCACACCGGGCTCCAGTCCCC
GACTTCTACTCCAGCAGAGCATCAATAGCC

ACGCGTACGCGGCCGCTCGAGCAGAACTCATCTCAGAAGAGGATCTGGCAGCAAATGATATCCTGGATT
ACAAGGATGACGACGATAAGGTTTAA

Protein Sequence: >RC209601 protein sequence
Red=Cloning site Green=Tags(s)

```
MEEMEEELKCPVCGSFYREPIILPCSHNLCQACARNILVQTPESQPQSHRAAGSGVSDYDLDLDMKSL
YSEADSGYSGYGGFASAPTTPCQKSPNGVRVFPAMPPTHLSALAPVPRNSCITCPQCHRSLILDDR
GLRGFPKNRVLEGVDRYQQSKAAALKCQLCEKAPKEATVMCEQCDVFYCDPCRLRCHPPRGPLAKHRLV
PPAQGRVSRRLSPRKVSTCTDHELENHSMYCVQCKMPVCYQCLEEGKHSSEVKALGAMWKLHKSQLSQA
LNGLSDRAKEAKEFLVQLRNMVQIQENSVEFEACLVAQCDALIDALNRRKAQLLARVNKEHEHKLKVVR
DQISHCTVKLRQTTGLMEYCLEVIKENDPSGFLQISDALIRRVHLTEDQWKGKGLTPRMTTDFDLSDNS
PLLQSIHQDLDFVQVKASSPVPATPILQLEECCTHNNSATLSWKQPPLSTVPADGYILELDDGNGGQFREV
YVGKETMCTVDGLHFNSTYNARVKAFNKTGVSPYSKTLVLQTSEVAWAFDPGSAHSDIILSNDNLTVTC
SSYDDRVVLGKTGFSKGIHWELTVDRYDNHPDPAFGVARMDVMKDVMLGKDDKAWAMYVDNRRSWFMHN
NSHTNRTEGGITKATIGVLLDFNRKNL TFFINDEQQGPIAFDNVEGLFFPAVSLNRNVQVTLHTGLPVP
DFYSSRASIA
```

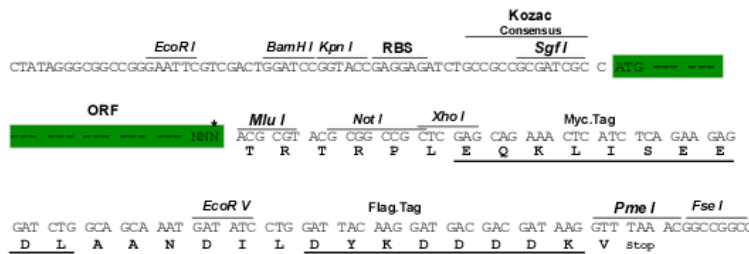
TRTRPLEQKLISEEDLAANDILDYKDDDDKV

Chromatograms: https://cdn.origene.com/chromatograms/mk6087_e10.zip

Restriction Sites: Sgfl-MluI

Cloning Scheme:

Cloning sites used for ORF Shuttling:



* The last codon before the Stop codon of the ORF

ACCN: NM_015163

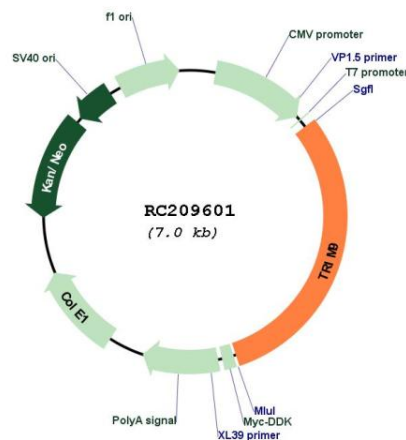
ORF Size: 2130 bp

OTI Disclaimer: The molecular sequence of this clone aligns with the gene accession number as a point of reference only. However, individual transcript sequences of the same gene can differ through naturally occurring variations (e.g. polymorphisms), each with its own valid existence. This clone is substantially in agreement with the reference, but a complete review of all prevailing variants is recommended prior to use. [More info](#)

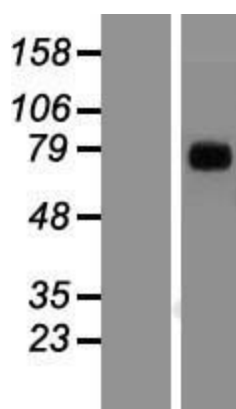
OTI Annotation: This clone was engineered to express the complete ORF with an expression tag. Expression varies depending on the nature of the gene.

Components:	The ORF clone is ion-exchange column purified and shipped in a 2D barcoded Matrix tube containing 10ug of transfection-ready, dried plasmid DNA (reconstitute with 100 ul of water).
Reconstitution Method:	<ol style="list-style-type: none"> 1. Centrifuge at 5,000xg for 5min. 2. Carefully open the tube and add 100ul of sterile water to dissolve the DNA. 3. Close the tube and incubate for 10 minutes at room temperature. 4. Briefly vortex the tube and then do a quick spin (less than 5000xg) to concentrate the liquid at the bottom. 5. Store the suspended plasmid at -20°C. The DNA is stable for at least one year from date of shipping when stored at -20°C.
RefSeq:	<u>NM_015163.4, NP_055978.3</u>
RefSeq Size:	4946 bp
RefSeq ORF:	2133 bp
Locus ID:	114088
UniProt ID:	<u>Q9C026</u>
Cytogenetics:	14q22.1
Domains:	zf-B_box, BBC, SPRY, FN3
Protein Families:	Druggable Genome
MW:	79.2 kDa
Gene Summary:	The protein encoded by this gene is a member of the tripartite motif (TRIM) family. The TRIM motif includes three zinc-binding domains, a RING, a B-box type 1 and a B-box type 2, and a coiled-coil region. The protein localizes to cytoplasmic bodies. Its function has not been identified. Alternate splicing of this gene generates two transcript variants encoding different isoforms. [provided by RefSeq, Jul 2008]

Product images:



Circular map for RC209601



Western blot validation of overexpression lysate (Cat# [LY414755]) using anti-DDK antibody (Cat# [TA50011-100]). Left: Cell lysates from untransfected HEK293T cells; Right: Cell lysates from HEK293T cells transfected with RC209601 using transfection reagent MegaTran 2.0 (Cat# [TT210002]).