

Product datasheet for **RC209597**

IMP3 (IGF2BP3) (NM_006547) Human Tagged ORF Clone

Product data:

Product Type:	Expression Plasmids
Product Name:	IMP3 (IGF2BP3) (NM_006547) Human Tagged ORF Clone
Tag:	Myc-DDK
Symbol:	IMP3
Synonyms:	CT98; IMP-3; IMP3; KOC; KOC1; VICKZ3
Mammalian Cell Selection:	Neomycin
Vector:	pCMV6-Entry (PS100001)
E. coli Selection:	Kanamycin (25 ug/mL)



[View online »](#)

ORF Nucleotide Sequence:

>RC209597 ORF sequence
 Red=Cloning site Blue=ORF Green=Tags(s)

TTTTGTAATACGACTCACTATAGGGCGGCCGGAATTCGTCGACTGGATCCGGTACCGAGGAGATCTGCC
 GCC**CGGATCGCC**

ATGAACAAACTGTATATCGGAAACCTCAGCGAGAACGCCCCCTCGGACCTAGAAAGTATCTTCAAGG
 ACGCCAAGATCCCGGTGTCGGGACCCTTCTGGTGAAGACTGGCTACGCGTTCGTGGACTGCCCGGACGA
 GAGCTGGGCCCTCAAGGCCATCGAGGCGCTTTCAGGTAATAAGAACTGCACGGAAACCATAGAAAGTT
 GAGCACTCGGTCCAAAAAGGCAAAGGATTCGAAACTTCAGATACGAAATATCCCGCTCATTTACAGT
 GGGAGGTGCTGGATAGTTTACTAGTCCAGTATGGAGTGGTGGAGAGCTGTGAGCAAGTGAACACTGACTC
 GAAACTGCAGTTGTAATGTAACCTATCCAGTAAGGACCAAGCTAGACAAGCACTAGACAAACTGAAT
 GGATTTAGTTAGAGATTTACCTTCAAAGTGCCTATATCCCTGATGAAATGGCCGCCAGCAAAACC
 CCTTGCAGCAGCCCCGAGGTCGCCGGGGCTTGGGCAGAGGGCTCCTCAAGGCAGGGGTCTCCAGGATC
 CGTATCCAAGCAGAAACCATGTGATTTGCCTCTGCGCCTGCTGGTCCCACCAATTTGTTGGAGCCATC
 ATAGGAAAAGAAGGTGCCACCATTTCGGAACATCACAAACAGACCAGTCTAAAAATCGATGTCCACCCTA
 AAGAAAATGCGGGGGCTGCTGAGAAGTCGATTACTATCCTCTCTACTCTCTGAAGGCACCTCTGCGCTTG
 TAAGTCTATTCTGGAGATTATGCATAAGGAAGCTCAAGATATAAAATTCACAGAAGAGATCCCTTGAAG
 ATTTTAGCTCATAATAACTTTGTTGGAGCTCTTATTGGTAAAGAAGGAAGAAATCTTAAAAAATTGAGC
 AAGACACAGACTAAAAACAGATATCTCCATTGCAGGAATTGACGCTGTATAATCCAGAACGCACTAT
 TACAGTTAAAGGCAATGTTGAGACATGTCCAAAGCTGAGGAGGAGATCATGAAGAAAATCAGGGAGTCT
 TATGAAAATGATATTGCTTCTATGAATCTTCAAGCACATTTAATTCCTGGATTAATCTGAACGCCTTGG
 GTCTGTTCCCAACCACTCAGGGATGCCACCTCCACCTCAGGGCCCCCTCAGCCATGACTCCTCCCTA
 CCGCAGTTTGAACAATCAGAAACGGAGACTGTTCACTGTGTTTATCCAGCTCTATCAGTCGGTGCATC
 ATCGGCAAGCAGGGCCAGCACATCAAGCAGCTTCTCGCTTGTGGAGCTTCAATTAAGATTGCTCCAG
 CAGAAGCACCAGATGCTAAAGTGAAGTGGTATTACTGACTGGACCACCAGAGGCTCAGTTCAAGGCTCA
 GGAAGAATTTATGAAAAAATTAAGAAGAAAACCTTGTAGTCTAAAGAAGAGGTGAAACTTGAAGCT
 CATATCAGAGTGCATCCTTGTGCTGGCAGAGTTATTGAAAAGGAGGCAAAACGGTGAATGAATTC
 AGAATTTGTCAAGTGCAGAAGTTGTTGCCCTCGTGACCAGACACCTGATGAGAATGACCAAGTGGTTGT
 CAAAATAACTGGTCACTTCTATGCTTGCAGGTTGCCAGAGAAAATTCAGGAAATTCGACTCAGGTA
 AAGCAGCACCAACAACAGAAGGCTCTGCAAAGTGGACCACCTCAGTCAAGACGGAAG

AG**CGGACCG**ACGCGTACGCGGCCGCTCGAGCAGAAACTCATCTCAGAAGAGGATCTGGCAGCAAATGATATCC
 TGGATTACAAGGATGACGACGATAAGGTTAA

Protein Sequence:

>RC209597 protein sequence
 Red=Cloning site Green=Tags(s)

MNKLYIGNLSENAAPSDLESIFKDAKIPVSGPFLVKTGYAFVDCPDESWALKAIIEALSGKIELHGKPIEV
 EHSVPKRQRIRKLQIRNIPPHLQWEVLDSLIVQYGVVESCQVNTDSETAVVNVYSSKDQARQALDKLN
 GFQLENFTLKVAYIPDEMAAQNPLQQPRGRRGLGQRGSSRQSGSPGSVSKQKPCDLPLRLLVPTQFVGA
 IGKEGATIRNITKQTQSKIDVHRKENAGAAEKSITILSTPEGTSAACKSILEIMHKEAQDIKFTEEIPLK
 ILAHNNFVGRLLIGKEGRNLKIEQDQDTKITISPLQELTLNPERTITVKGNETCAKAEIEIMKKIRES
 YENDIASMNLQAHLLPGLNLNALGLFPPTSGMPPPTSGPPSAMTPPYQFEQSETETVHLFIPALSVGAI
 IGKQGQHIKQLSRFAGASIKIAPAEAPDAKVRMVIITGPPEAQFKAQGRIFYGKIKEENFVSPKKEVKLEA
 HIRVPSFAAGRVIGKGGKTVNELQNLSSAEVVVPRDQTPDENDQVVVKITGHFYACQVAQRKIQEILTQV
 KQHQQKALQSGPPQSRRK

SGP**TRTRPLEQKLI**SEEDLAANDILDYKDDDDKV

Chromatograms:

https://cdn.origene.com/chromatograms/mk6620_d05.zip

Restriction Sites:

Sgfl-RsrII

Cloning Scheme:


ACCN: NM_006547

ORF Size: 1737 bp

OTI Disclaimer: The molecular sequence of this clone aligns with the gene accession number as a point of reference only. However, individual transcript sequences of the same gene can differ through naturally occurring variations (e.g. polymorphisms), each with its own valid existence. This clone is substantially in agreement with the reference, but a complete review of all prevailing variants is recommended prior to use. [More info](#)

OTI Annotation: This clone was engineered to express the complete ORF with an expression tag. Expression varies depending on the nature of the gene.

Components: The ORF clone is ion-exchange column purified and shipped in a 2D barcoded Matrix tube containing 10ug of transfection-ready, dried plasmid DNA (reconstitute with 100 ul of water).

- Reconstitution Method:**
1. Centrifuge at 5,000xg for 5min.
 2. Carefully open the tube and add 100ul of sterile water to dissolve the DNA.
 3. Close the tube and incubate for 10 minutes at room temperature.
 4. Briefly vortex the tube and then do a quick spin (less than 5000xg) to concentrate the liquid at the bottom.
 5. Store the suspended plasmid at -20°C. The DNA is stable for at least one year from date of shipping when stored at -20°C.

Note: Plasmids are not sterile. For experiments where strict sterility is required, filtration with 0.22um filter is required.

RefSeq: [NM_006547.3](#)

RefSeq Size: 4168 bp

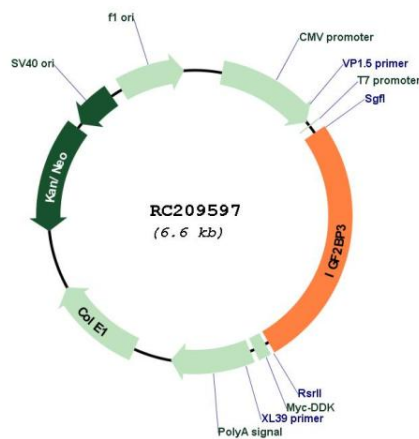
RefSeq ORF: 1740 bp

Locus ID: 10643

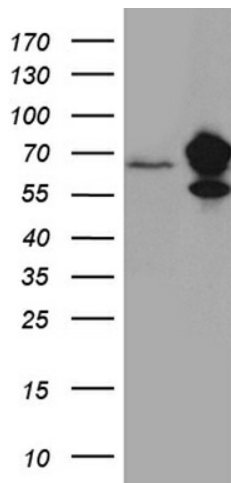
UniProt ID: [O00425](#)
Cytogenetics: 7p15.3
Domains: RRM, KH
MW: 63.7 kDa

Gene Summary: The protein encoded by this gene is primarily found in the nucleolus, where it can bind to the 5' UTR of the insulin-like growth factor II leader 3 mRNA and may repress translation of insulin-like growth factor II during late development. The encoded protein contains several KH domains, which are important in RNA binding and are known to be involved in RNA synthesis and metabolism. A pseudogene exists on chromosome 7, and there are putative pseudogenes on other chromosomes. [provided by RefSeq, Jul 2008]

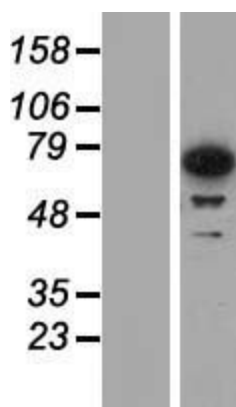
Product images:



Circular map for RC209597



HEK293T cells were transfected with the pCMV6-ENTRY control (Cat# [PS100001], Left lane) or pCMV6-ENTRY IGF2BP3 (Cat# RC209597, Right lane) cDNA for 48 hrs and lysed. Equivalent amounts of cell lysates (5 ug per lane) were separated by SDS-PAGE and immunoblotted with anti-IGF2BP3 (Cat# [TA811487])(1:2000). Positive lysates [LY416563] (100ug) and [LC416563] (20ug) can be purchased separately from OriGene.



Western blot validation of overexpression lysate (Cat# [LY416563]) using anti-DDK antibody (Cat# [TA50011-100]). Left: Cell lysates from untransfected HEK293T cells; Right: Cell lysates from HEK293T cells transfected with RC209597 using transfection reagent MegaTran 2.0 (Cat# [TT210002]).