

Product datasheet for **RC209270**

Frizzled 6 (FZD6) (NM_003506) Human Tagged ORF Clone

Product data:

Product Type:	Expression Plasmids
Product Name:	Frizzled 6 (FZD6) (NM_003506) Human Tagged ORF Clone
Tag:	Myc-DDK
Symbol:	Frizzled 6
Synonyms:	FZ-6; FZ6; HFZ6; NDNC1; NDNC10
Mammalian Cell Selection:	Neomycin
Vector:	pCMV6-Entry (PS100001)
E. coli Selection:	Kanamycin (25 ug/mL)



[View online »](#)

**ORF Nucleotide
Sequence:**

>RC209270 ORF sequence
 Red=Cloning site Blue=ORF Green=Tags(s)

TTTTGTAATACGACTCACTATAGGGCGGCCGGAATTCGTCGACTGGATCCGGTACCGAGGAGATCTGCC
 GCC**CGCATCGCC**

ATGGAGATGTTTACATTTTTGTTGACGTGTATTTTTCTACCCCTCCTAAGAGGGCACAGTCTCTTACCT
 GTGAACCAATTACTGTTCCAGATGTATGAAAATGGCCTACAACATGACGTTTTTCCCTAATCTGATGGG
 TCATTATGACCAGAGTATTGCCGCGGTGAAAATGGAGCATTCTTCTCTCGCAAATCTGGAATGTTCA
 CCAAACATTGAACTTTCTCTGCAAAGCATTGTACCAACTGCATAGAACAAATTCATGTGGTCCAC
 CTTGTCGTAACCTTTGTGAGAAAGTATATTCTGATTGCAAAAAATTAATTGACACTTTTGGGATCCGATG
 GCCTGAGGAGCTGAATGTGACAGATTACAATACTGTGATGAGACTGTTCTGTAACCTTTGATCCACAC
 ACAGAATTTCTGGTCTCAGAAGAAAACAGAACAAGTCCAAAGAGACATTGGATTTTGGTGTCCAAGGC
 ATCTTAAGACTTCTGGGGACAAGGATAAAGTTTCTGGGAATTGACCAGTGTGCGCCTCCATGCCCCAA
 CATGTATTTAAAAGTGATGAGCTAGAGTTTGCAAAAAGTTTTATTGGAACAGTTTCAATATTTTGTCTT
 TGTGCAACTCTGTTACACTTCTTACTTTTTTAATTGATGTTAGAAGATTCAGATACCCAGAGAGACCAA
 TTATATATACTCTGTCTGTTACAGCATTGTATCTCTTATGTAATTCATTGGATTTTTGTGGGCGATAG
 CACAGCCTGCAATAAGGCAGATGAGAAGCTAGAATGGTGTGACTGTTGTCTAGGCTCTCAAAAATAAG
 GCTTGCACCGTTTTGTTTCATGCTTTTGTATTTTTTCAATGGCTGGCACTGTGTGGTGGGTGATTCTTA
 CCATTACTTGGTCTTAGCTGCAGGAAGAAAATGGAGTTGTGAAGCCATCGAGCAAAAAGCAGTGTGGTT
 TCATGCTGTTGCATGGGGAACACCAGTTTCTGACTGTTATGCTTCTTGCTCTGAACAAAGTTGAAGGA
 GACAACATTAGTGGAGTTTGTCTTTGGCTCTCTCTTTTAGCTGGCATTATTTCTTAAATCATGTTTCG
 CACTGTGCCTTTGTGTGTTTGGGCTCTCTCTTTTAGCTGGCATTATTTCTTAAATCATGTTTCG
 ACAAGTCATACAACATGATGGCCGGAACCAAGAAAACTAAAGAAATTTATGATTGGAATTGGAGTCTTC
 AGCGGCTTGATCTTGTGCCATTAGTGACACTTCTCGGATGTTACGTCTATGAGCAAGTGAACAGGATTA
 CCTGGGAGATAACTTGGGCTCTGATCATTGTCGTGAGTACCATATCCCATGTCCTTATCAGGCAAAAAGC
 AAAAGCTCGACCAGAATTGGCTTTATTTATGATAAAATACCTGATGACATTAATTGTTGGCATCTCTGCT
 GTCTTCTGGGTTGGAAGCAAAAAGACATGCACAGAATGGGCTGGGTTTTTTAAACGAAATCGCAAGAGAG
 ATCCAATCAGTAAAAGTGAAGAGTACTACAGGAATCATGTGAGTTTTTCTTAAAGCACAAATCTAAAGT
 TAAACACAAAAAAGCACTATAAACCAAGTTCACACAAGCTGAAGGTCAATTCCAAATCCATGGGAACC
 AGCACAGGAGCTACAGCAATCATGGCACTTCTGCAGTAGCAATTAAGCCATGATTACCTAGGACAAG
 AAATTTGACAGAAATCCAAACCTCACCAGAAACATCAATGAGAGAGGTGAAAGCGGACGGAGCTAGCAC
 CCCCAGGTTAAGAGAACAGGACTGTGGTGAACCTGCCTCGCCAGCAGCATTCCATCTCCAGACTCTCTGGG
 GAACAGGTCGACGGGAAGGGCCAGGCAGGCAGTGTATCTGAAAGTGCAGGAGTGAAGGAAGGATTAGTC
 CAAAGAGTGATATACTGACACTGGCCTGGCACAGAGCAACAATTTGCAGGTCCCAGTTCTTCAGAACC
 AAGCAGCTCAAAGGTTCCACATCTCTGCTTGTTCACCCAGTTTTCAGGAGTGAGAAAAGAGCAGGGAGGT
 GGTTGTCATTCAGATACT

ACGCGTACGCGGCCGCTCGAGCAGAACTCATCTCAGAAGAGGATCTGGCAGCAAATGATATCTGGATT
 ACAAGGATGACGACGATAAGGTTTAA

Protein Sequence: >RC209270 protein sequence
Red=Cloning site Green=Tags(s)

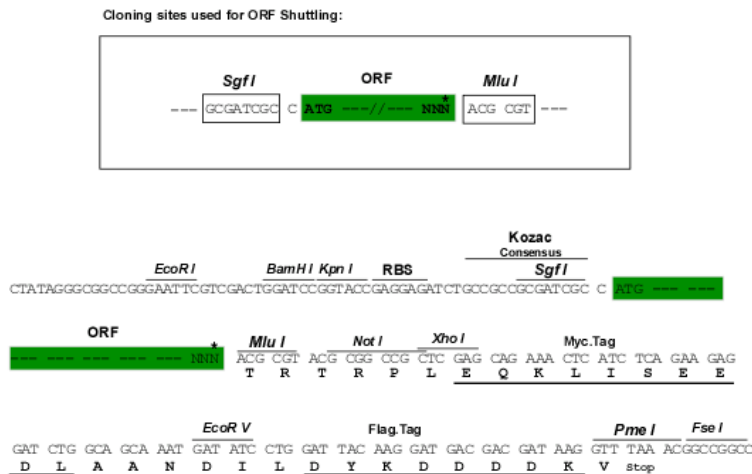
```
MEMFTFLLTCIFLPLLRGHSFLTCEPITVPRCMK MAYNMTFFPNLMGHYDQSIAAVEMEHFLPLANLECS
PNIETFLCKAFVPTCIEQIHVVPPCRKLCVKVSDCKKLI DTFGIRWPEELECDRLQYCDETVPVTFDPH
TEFLGPQKKEQVQRDIGFWCPRHLKTSGGQGYKFLGIDQCAPP CPNMYFKSDELEFAKSFIGTVSIFCL
CATLFTFLTFLIDVRRFRYPERP I IYYSVCYSIVSLMYF IGFLLDSTACNKADKLELGDTVVLGSONK
ACTVLFMLLYFFFTMAGTVWVWVIL TITWFLAAGRKWSCEAIEQKAVWFHAVAWGTPGFLTVMLLALNKVEG
DNISGVCVFVGLYDLASRYFVLLPLCLCVFVGLSLLLAGIISLNHVRQVIQHDGRNQEKLKKFMIRIGVF
SGLYLVPVLTLLGCYVVEQVNRITWEITWVSDHCRQYHIPCPYQAKAKARPELALFMIKYLMTLIVGISA
VFVWGSKKTCTEWAGFFKRNRKRDPISESRRVLQESCEFFLKHNSKVKKKKHYKPSHKLKVISKSMGT
STGATANHGTSVAITSHDYLQETL TEIQTSPETSMREVKADGASTPRLREQDCGEPASPAASISRLSG
EQVDGKGQAGSVSESARSEGRISP KSDITDTGLAQSNNLQVPSSEPSSSLKGSTLLVHPVSGVRKEQGG
GCHSDT
```

TRTRPLEQKLISEEDLAANDILDYKDDDDKV

Chromatograms: https://cdn.origene.com/chromatograms/mk6126_f03.zip

Restriction Sites: SgfI-MluI

Cloning Scheme:



* The last codon before the Stop codon of the ORF

ACCN: NM_003506

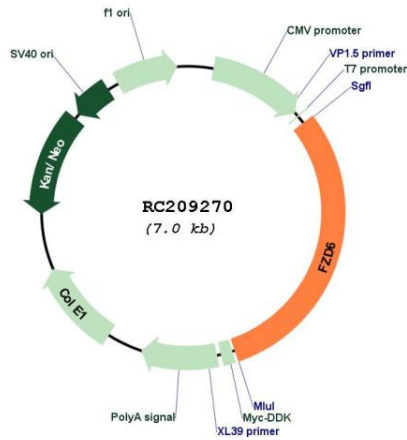
ORF Size: 2118 bp

OTI Disclaimer: The molecular sequence of this clone aligns with the gene accession number as a point of reference only. However, individual transcript sequences of the same gene can differ through naturally occurring variations (e.g. polymorphisms), each with its own valid existence. This clone is substantially in agreement with the reference, but a complete review of all prevailing variants is recommended prior to use. [More info](#)

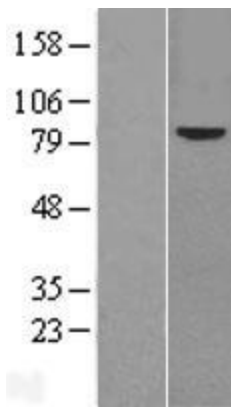
OTI Annotation: This clone was engineered to express the complete ORF with an expression tag. Expression varies depending on the nature of the gene.

Components:	The ORF clone is ion-exchange column purified and shipped in a 2D barcoded Matrix tube containing 10ug of transfection-ready, dried plasmid DNA (reconstitute with 100 ul of water).
Reconstitution Method:	<ol style="list-style-type: none">1. Centrifuge at 5,000xg for 5min.2. Carefully open the tube and add 100ul of sterile water to dissolve the DNA.3. Close the tube and incubate for 10 minutes at room temperature.4. Briefly vortex the tube and then do a quick spin (less than 5000xg) to concentrate the liquid at the bottom.5. Store the suspended plasmid at -20°C. The DNA is stable for at least one year from date of shipping when stored at -20°C.
RefSeq:	NM_003506.1
RefSeq Size:	3806 bp
RefSeq ORF:	2121 bp
Locus ID:	8323
UniProt ID:	O60353
Cytogenetics:	8q22.3
Domains:	FRI, Frizzled
Protein Families:	Druggable Genome, GPCR, Transmembrane
Protein Pathways:	Basal cell carcinoma, Colorectal cancer, Melanogenesis, Pathways in cancer, Wnt signaling pathway
MW:	79.3 kDa
Gene Summary:	This gene represents a member of the 'frizzled' gene family, which encode 7-transmembrane domain proteins that are receptors for Wnt signaling proteins. The protein encoded by this family member contains a signal peptide, a cysteine-rich domain in the N-terminal extracellular region, and seven transmembrane domains, but unlike other family members, this protein does not contain a C-terminal PDZ domain-binding motif. This protein functions as a negative regulator of the canonical Wnt/beta-catenin signaling cascade, thereby inhibiting the processes that trigger oncogenic transformation, cell proliferation, and inhibition of apoptosis. Alternative splicing results in multiple transcript variants, some of which do not encode a protein with a predicted signal peptide.[provided by RefSeq, Aug 2011]

Product images:



Circular map for RC209270



Western blot validation of overexpression lysate (Cat# [LY432028]) using anti-DDK antibody (Cat# [TA50011-100]). Left: Cell lysates from untransfected HEK293T cells; Right: Cell lysates from HEK293T cells transfected with [RC229001] using transfection reagent MegaTran 2.0 (Cat# [TT210002]).