

Product datasheet for **RC209245**

IRAKM (IRAK3) (NM_007199) Human Tagged ORF Clone

Product data:

Product Type:	Expression Plasmids
Product Name:	IRAKM (IRAK3) (NM_007199) Human Tagged ORF Clone
Tag:	Myc-DDK
Symbol:	IRAKM
Synonyms:	ASRT5; IRAKM
Mammalian Cell Selection:	Neomycin
Vector:	pCMV6-Entry (PS100001)
E. coli Selection:	Kanamycin (25 ug/mL)



[View online »](#)

ORF Nucleotide Sequence:

>RC209245 ORF sequence
 Red=Cloning site Blue=ORF Green=Tags(s)

TTTTGTAATACGACTCACTATAGGGCGGCCGGGAATTCGTCGACTGGATCCGGTACCGAGGAGATCTGCC
 GCC**CGGATCGCC**

ATGGCGGGAACTGTGGGCCCCGGCGCGCTGTGCGCGCACACGCTGCTGTTTCGACCTGCCGCCCGCGC
 TGCTCGGAGAGCTCTGCGCTGTTCTGGACAGCTGCGACGCGCGCTGGGCTGGCGCGGCCTGGCAGAGAG
 ACTTTCAAGCAGCTGGCTGGATGTTCTGTCATATTGAAAAGTATGTAGACCAAGGTAAAAGTGAACAAGA
 GAATTACTTTGGTCTGGGCACAGAAAAACAAGACCATCGGTGACCTTTTACAGGTCCTCCAGGAGATGG
 GACATCGTCGAGCTATTCATTTAATTACAACTATGGAGCAGTGTGAGTCCTTCAGAGAAGAGTTATCA
 GGAAGGTGGATTCCAATATATTATTCAAGGAAACAGCCAATGTCACCGTGGATAATGTTCTTATTCT
 GAACATAATGAAAAGGAGTACTGCTTAAATCTCCATCAGCTTCAAATATCATAGAAGGAACTAGAA
 ATTTCCACAAAGACTTCCTAATTGGAGAAGGAGAGATTTTGGAGTATACAGAGTGGAGATCAAACCT
 AACATATGCTGTCAAATTATTTAAACAGGAGAAAAAATGCAGTGAAGAAGCATTGGAAGAGGTTTTTA
 TCTGAGCTTGAAGTTTTACTACTGTTTCATCACCCAAACATACTAGAGTTGGCTGCATATTTTACAGAGA
 CTGAGAAGTTCGTCTGATTTATCCATACATGAGAAATGGAACACTTTTTGACAGATTGCAGTGTGTAGG
 TGACACGGCCCCACTCCCTTGGCACATTCGAATCGGTATATTAATAGGAATATCCAAAGCCATTCCTAC
 CTGCACAACTTCAACCATGCTCGGTACTGTGGCAGTATATCAAGTCAAACATCCTTTTGGATGATC
 AGTTTCAACCCAACTAACTGATTTTGCATGGCACACTTCCGGTCCCACCTAGAATCAGAGTTGTAC
 CATAAATATGACCAGCAGCAGCAGTAAACATCTGTGGTACATGCCAGAAGAGTACATCAGACAGGGGAAA
 CTTTCCATTAACACAGATGTCTACAGCTTTGGAATTGTAATAATGGAAGTTCTAACAGGATGTAGAGTAG
 TGTTAGATGATCCAAACATATCCAGCTGCGGGATCTCCTTAGAGAATTGATGGAGAAGAGAGCCCTGGA
 TTCATGTCTCTCATTTCTAGATAAGAAAGTGCCCTCCCTGCCCTCGGAATTTCTCTGCCAAGCTCTTCTGT
 TTGGCAGGCCGGTGTGCTGCAACGCGGGCAAAGTTAAGACCATCAATGGATGAAGTTTTAAATACTCTTG
 AAAGTACTCAAGCCAGCTTGATTTTGTGAAGATCCTCCACATCACTAAAGTCTTCCAGTGTCTTCT
 TCCTCTATTCTGGAGAATGTACCAAGTATCCAGTGAAGATGATGAAAGCCAGAATAACAATTTACTA
 CCTTCTGATGAAGGCTGAGGATAGACAGAATGACTCAGAAAACCTCTTTTGAATGCAGCCAGTCTGAGG
 TTATGTTTCTGAGCTTGGACAAAAGCCAGAGAGCAAGAGAAATGAGGAAGCTTGAACATGCCAGTTC
 TTCTTGTGAAGAAAGTTGGTTCCCAAAGTATATAGTTCCATCCCAGGACTTAAGGCCCTATAAGGTAAT
 ATAGATCCTTCTCAGAAGCTCCAGGGCATTCTTGCAGGAGCAGGCCAGTGGAGAGCAGCTTCTCTCCA
 AATTTTCTGGGATGAATATGAACAGTACAAAAAGAA

ACGCGTACGCGGCCGCTCGAGCAGAAACTCATCTCAGAAGAGGATCTGGCAGCAAATGATATCCTGGATT
 ACAAGGATGACGACGATAAGGTTTAA

Protein Sequence:

>RC209245 protein sequence
 Red=Cloning site Green=Tags(s)

MAGNCGARGALSAHTLLFDLPPALLGELCAVLDSCDGALGWRGLAERLSSSWLDVRHIEKYVDQKSGTR
 ELLWSWAQKNKTIGDLLQVLQEMGHRAIHLITNYGAVLSPSEKSYQEGGFNILFKETANVTVDNVLIP
 EHNEKGVLLKSSISFQNIIEGTRNFHKDFLIGEGEIFEVYRVEIQNLTYAVKLFKQEKMKQCKKHWRFL
 SELEVLLL FHPNILELAAYFTETEKFCLIPYMRNGTLFDRLQCVGDTAPLPWHIRIGILIGISKAIHY
 LHNVPQCSVICGSISSANILLDDQFQPKLTDFAHAFRSHLEHQCTINMTSSSSKHLWYMPEEYIRQK
 LSIKTDVYSFGIVIMEVLTGCRVVLDDPKHIQLRDLLRELMKRLDSCLSFLDKKVPCCPRNFSKLF
 LAGRCAATRAKLRPSMDEVLNTLESTQASLYFAEDPPTSLKSFRCPSPLFLENVPSIPVEDDESQNNLL
 PSEDEGLRIDRMTQKTPFECSQSEVMFLSLDKKPESKRNEEACNMPSSSCEESWFPKYIIVPSQDLRPYKVN
 IDPSEAPGHSCRSPVESSCSSKFSWDEYEQYKKE

TRTRPLEQKLISEEDLAANDILDYKDDDDKV

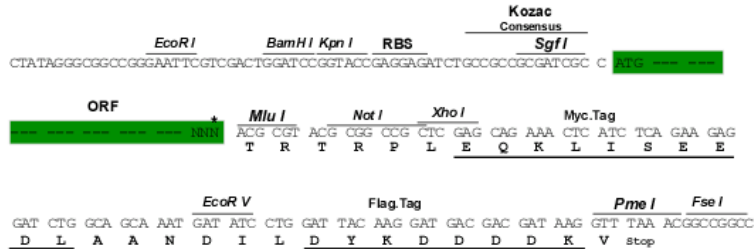
Chromatograms:

https://cdn.origene.com/chromatograms/mk6126_g03.zip

Restriction Sites: SgfI-MluI

Cloning Scheme:

Cloning sites used for ORF Shuttling:



* The last codon before the Stop codon of the ORF

ACCN: NM_007199

ORF Size: 1788 bp

OTI Disclaimer: The molecular sequence of this clone aligns with the gene accession number as a point of reference only. However, individual transcript sequences of the same gene can differ through naturally occurring variations (e.g. polymorphisms), each with its own valid existence. This clone is substantially in agreement with the reference, but a complete review of all prevailing variants is recommended prior to use. [More info](#)

OTI Annotation: This clone was engineered to express the complete ORF with an expression tag. Expression varies depending on the nature of the gene.

Components: The ORF clone is ion-exchange column purified and shipped in a 2D barcoded Matrix tube containing 10ug of transfection-ready, dried plasmid DNA (reconstitute with 100 ul of water).

Reconstitution Method:

1. Centrifuge at 5,000xg for 5min.
2. Carefully open the tube and add 100ul of sterile water to dissolve the DNA.
3. Close the tube and incubate for 10 minutes at room temperature.
4. Briefly vortex the tube and then do a quick spin (less than 5000xg) to concentrate the liquid at the bottom.
5. Store the suspended plasmid at -20°C. The DNA is stable for at least one year from date of shipping when stored at -20°C.

RefSeq: [NM_007199.1](#), [NP_009130.1](#)

RefSeq Size: 8351 bp

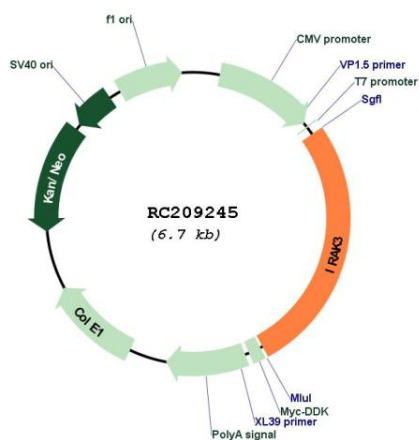
RefSeq ORF: 1791 bp

Locus ID: 11213

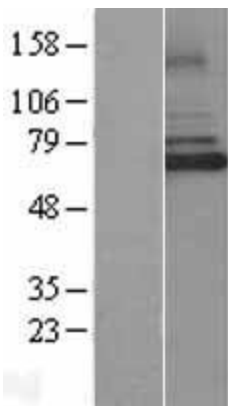
UniProt ID: [Q9Y616](#)
Cytogenetics: 12q14.3
Domains: DEATH, pkinase, TyrKc, S_TKc
Protein Families: Druggable Genome, Protein Kinase
Protein Pathways: Apoptosis, Neurotrophin signaling pathway
MW: 67.8 kDa

Gene Summary: This gene encodes a member of the interleukin-1 receptor-associated kinase protein family. Members of this family are essential components of the Toll/IL-R immune signal transduction pathways. This protein is primarily expressed in monocytes and macrophages and functions as a negative regulator of Toll-like receptor signaling. Mutations in this gene are associated with a susceptibility to asthma. Alternate splicing results in multiple transcript variants. [provided by RefSeq, May 2010]


Product images:



Circular map for RC209245



Western blot validation of overexpression lysate (Cat# [LY402105]) using anti-DDK antibody (Cat# [TA50011-100]). Left: Cell lysates from untransfected HEK293T cells; Right: Cell lysates from HEK293T cells transfected with RC209245 using transfection reagent MegaTran 2.0 (Cat# [TT210002]).



Coomassie blue staining of purified IRAK3 protein (Cat# [TP309245]). The protein was produced from HEK293T cells transfected with IRAK3 cDNA clone (Cat# RC209245) using MegaTran 2.0 (Cat# [TT210002]).