

## Product datasheet for **RC208892**

### **FXYD4 (NM\_173160) Human Tagged ORF Clone**

#### Product data:

**Product Type:** Expression Plasmids  
**Product Name:** FXYD4 (NM\_173160) Human Tagged ORF Clone  
**Tag:** Myc-DDK  
**Symbol:** FXYD4  
**Synonyms:** CHIF  
**Mammalian Cell Selection:** Neomycin  
**Vector:** pCMV6-Entry (PS100001)  
**E. coli Selection:** Kanamycin (25 ug/mL)  
**ORF Nucleotide Sequence:** >RC208892 ORF sequence  
**Red=Cloning site Blue=ORF Green=Tags(s)**

TTTTGTAATACGACTCACTATAGGGCGGCCGGAATTCGTCGACTGGATCCGGTACCGAGGAGATCTGCC  
GCC**CGATCGCC**

**ATGGAGAGAGTGACCCTGGCCCTTCTCCTACTGGCAGGCCTGACTGCCTTGAAGCCAATGACCCATTTG**  
**CCAATAAAGACGATCCCTTCTACTATGACTGGAAAACCTGCAGCTGAGCGGACTGATCTGCGGAGGGCT**  
**CCTGGCCATTGCTGGGATCGCGGAGTTCTGAGTGGCAAATGCAAATGCAAGAGCAGCCAGAAGCAGCAC**  
**AGTCTGTACCTGAGAAGCCATCCCACTCATCACTCCAGGCTCTGCCACTACTTGC**

**ACGCGTACGCGGCCGCTCGAGCAGAAACTCATCTCAGAAGAGGATCTGGCAGCAAATGATATCCTGGATT**  
**ACAAGGATGACGACGATAAGGTTTAA**

**Protein Sequence:** >RC208892 protein sequence  
**Red=Cloning site Green=Tags(s)**  
  
MERVTLALLLLAGLTALEANDPFANKDDPFYYDWKNLQLSGLICGLLAIAGIAAVLSGKCKCKSSQKQH  
SPVPEKAIPLITPGSATTC

**TRTRPLEQKLISEEDLAANDILDYKDDDDKV**

**Chromatograms:** [https://cdn.origene.com/chromatograms/mk6550\\_e05.zip](https://cdn.origene.com/chromatograms/mk6550_e05.zip)

**Restriction Sites:** Sgfl-Mlul



[View online »](#)

**Cloning Scheme:**


**ACCN:** NM\_173160

**ORF Size:** 267 bp

**OTI Disclaimer:** The molecular sequence of this clone aligns with the gene accession number as a point of reference only. However, individual transcript sequences of the same gene can differ through naturally occurring variations (e.g. polymorphisms), each with its own valid existence. This clone is substantially in agreement with the reference, but a complete review of all prevailing variants is recommended prior to use. [More info](#)

**OTI Annotation:** This clone was engineered to express the complete ORF with an expression tag. Expression varies depending on the nature of the gene.

**Components:** The ORF clone is ion-exchange column purified and shipped in a 2D barcoded Matrix tube containing 10ug of transfection-ready, dried plasmid DNA (reconstitute with 100 ul of water).

- Reconstitution Method:**
1. Centrifuge at 5,000xg for 5min.
  2. Carefully open the tube and add 100ul of sterile water to dissolve the DNA.
  3. Close the tube and incubate for 10 minutes at room temperature.
  4. Briefly vortex the tube and then do a quick spin (less than 5000xg) to concentrate the liquid at the bottom.
  5. Store the suspended plasmid at -20°C. The DNA is stable for at least one year from date of shipping when stored at -20°C.

**RefSeq:** [NM\\_173160.3](#)

**RefSeq Size:** 787 bp

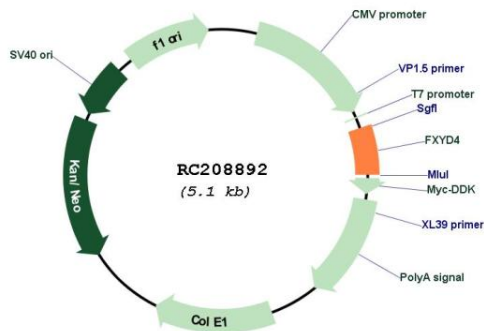
**RefSeq ORF:** 270 bp

**Locus ID:** 53828


**UniProt ID:** [P59646](#)  
**Cytogenetics:** 10q11.21  
**Protein Families:** Ion Channels: Other, Transmembrane  
**MW:** 9.4 kDa

**Gene Summary:** This gene encodes a member of a family of small membrane proteins that share a 35-amino acid signature sequence domain, beginning with the sequence PFXYD and containing 7 invariant and 6 highly conserved amino acids. The approved human gene nomenclature for the family is FXYD-domain containing ion transport regulator. FXYD4, originally named CHIF for channel-inducing factor, has been shown to modulate the properties of the Na,K-ATPase, as has FXYD2, also known as the gamma subunit of the Na,K-ATPase, and FXYD7. Transmembrane topology has been established for FXYD4 and two family members (FXYD1 and FXYD2), with the N-terminus extracellular and the C-terminus on the cytoplasmic side of the membrane. Alternatively spliced transcript variants encoding the same protein have been found.[provided by RefSeq, May 2010]


**Product images:**



Circular map for RC208892



Western blot validation of overexpression lysate (Cat# [LY406692]) using anti-DDK antibody (Cat# [TA50011-100]). Left: Cell lysates from untransfected HEK293T cells; Right: Cell lysates from HEK293T cells transfected with RC208892 using transfection reagent MegaTran 2.0 (Cat# [TT210002]).



Coomassie blue staining of purified FXYD4 protein (Cat# [TP308892]). The protein was produced from HEK293T cells transfected with FXYD4 cDNA clone (Cat# RC208892) using MegaTran 2.0 (Cat# [TT210002]).