

Product datasheet for **RC208611**

FOXP4 (NM_001012426) Human Tagged ORF Clone

Product data:

Product Type:	Expression Plasmids
Product Name:	FOXP4 (NM_001012426) Human Tagged ORF Clone
Tag:	Myc-DDK
Symbol:	FOXP4
Synonyms:	hFKHLA
Mammalian Cell Selection:	Neomycin
Vector:	pCMV6-Entry (PS100001)
E. coli Selection:	Kanamycin (25 ug/mL)



[View online »](#)

ORF Nucleotide Sequence:

>RC208611 ORF sequence
 Red=Cloning site Blue=ORF Green=Tags(s)

TTTTGTAATACGACTCACTATAGGGCGGCCGGAATTCGTCGACTGGATCCGGTACCGAGGAGATCTGCC
 GCC**GCGATCGCC**

ATGATGGTGAATCTGCCTCGGAGACAATCAGGTCGGCTCCATCTGGTCAGAATGGCGTGGGCAGCCTCT
 CTGGGCAAGCAGATGGCAGCAGCGGGGCCACAGGGACAACCTGCAAGTGGCACGGGCAGGGAAGTGAC
 CACGGGTGCAGACAGCAATGGTGAAGATGAGTCCCGCAGAGCTGCTGCACTTCCAGCAGCAACAGGCTCTC
 CAAGTGGCCCGCAGTTCTGCTGCAGCAGGCCTCAGGCCTGAGCTCCCCAGGGAACAATGACAGCAAAC
 AGTCTGCCTCTGCTGTGCAAGTGCCTGTGTCGGTGGCCATGATGTCGCCGAGATGCTTACCCCGCAACA
 GATGCAGCAGATCCTGTCGCCCCCGCAGCTGCAGGCCTTGTCCAGCAGCAGCAAGCCCTCATGCTCCAG
 CAGGAGTACTACAAGAAGCAGCAGGAGCAGCTCCACCTGCAGCTCCTCACCCAGCAGCAGGCTGGGAAAC
 CGCAGCCCAAAGAGGCACTGGGGAACAAGCAGCTGGCCTTCCAGCAGCAGCTCCTGCAAAATGCAACAGTT
 GCAGCAGCAGCACCTGCTCAACCTGCAGAGGCAGGGGCTGGTCAGCCTGCAGCCCAACCAAGCCTCGGGG
 CCCTCCAGACCTTCCGCAAGCAGCTGTTTGCCCAACAGACCTGCCCCAGCTGTGGAAGGGCGAGGGTG
 CCCCCGGGCAGCCTGCCGAGGACAGCGTCAAGCAGGAGGGGCTGGACCTCACTGGCACGGCCGCCACCGC
 TACCTCGTTTGCCGCTCCCCCAAGGTCTCACCCCTCTCCCACCATACCCTGCCCAACGGACAGCCT
 ACTGTGCTCACATCTCGGAGAGACAGCTTCCACGAGGAGACCCCGGCTCCCACCCCTGTACGGAC
 ACGGAGAGTGCAAGTGGCCAGGCTGTGAGACCTGTGTGAAGACCTGGGCCAGTTTATCAAACACCTCAA
 CACAGAGCACGCCCTGGATGACCGGAGTACAGCCAGTCCCGGTACAGATGCAGGTGGTGCAGCAGCTG
 GAGATCCAGCTCGCAAGGAGAGCGAGCGGCTGCAGGCCATGATGGCCACCTGCACATGCGGCCCTCGG
 AGCCCAAGCCCTCAGCCAGCCACTGAACCCGGTCCCCGGCTCCTCCTATTCTCCAAGTTGACCGTCTC
 TGCAAGCACTCATTCCAGATGGTCTCGTGCACCCCGGACCTCGGCCGAGCCCTGTACCCCTCTA
 CGGCCCTTGGCCTGGGCTCTGCCTCCCTGCATGGTGGGGGCCAGCCGTCGGAGAAGCAGTGACAAGT
 TCTGCTCCCCATCTCCTCAGAGCTGGCCAGAATCATGAGTTCTACAAGAACGCCGACGTCCGGCCCCC
 CTTACCTACGCCTCCCTCATCCGCCAGGCCATCCTGAAACCCCTGACAGGCAGCTGACCTGAATGAG
 ATCTATAACTGGTTCACCAGGATGTTTCGCTATTTCCGCAGAAACTGCCACCTGGAAGAAGCCCGTGC
 GCCACAACCTCAGCCTGCACAAGTGCTTCGTCGGTGGAGAACGTCAGGGTGGCGTGTGGACTGTGGA
 CGAGCGGGAGTATCAGAAGCGGAGACCCCAAAGATGACAGGGAGCCCCACCCTGGTGAAGAACATGATC
 TCTGGCCTCAGCTATGGAGCACTTAATGCCAGCTACCAGGCCCTGGCCGAGAGCAGCTTCCCCCTCC
 TCAACAGCCCTGGCATGCTGAACCTGGCTCCGCCAGCAGCCTGCTGCCCTCAGCCACGATGACGTGGG
 TGCCCCGTGGAGCCGCTGCCAGCAACGGCAGCAGCAGCCCTCCTCGCCTCTCCCCGCCCCAGTACAGC
 CACCAGGTGCAGGTGAAGGAGGAGCCAGCAGAGGCAGAGGAAGACAGGCAGCCCGGGCCTCCCCTGGGCG
 CCCCTAACCCAGCGCTCGGGGCTCCGGAAGACAGGGACCTGGAGGAGGAGCTGCCGGGAGAAGAAT
 GTCC

ACGCGTACGCGGGCCGCTCGAGCAGAACTCATCTCAGAAGAGGATCTGGCAGCAAATGATATCCTGGATT
 ACAAGGATGACGACGATAAGGTTTAA

Protein Sequence: >RC208611 protein sequence
Red=Cloning site Green=Tags(s)

```

MMVESASETIRSAPSGQNGVGSLSGQADGSSGGATGTTASGTGREVTTGADSNNGEMSPAELLHFQQQAL
QVARQFLLQQASGLSSPGNNDKQASASAVQVPVSVAMMSPQMLTPQQMQQILSPPQLQALLQQQQALMLQ
QEYKKQEQELHLQLLTQQQAGKPQPKALGNKQLAFQQQLLQMQLQQQHLLNLQRQGLVSLQPNQASG
PLQTLPQAAVCPDLPQLWKGEGAPGQPAEDSVKQEGLDLTGTAATATSF AAPPKVSPPLSHHTLPNGQP
TVLTSRRDSSSHEETPGSHPLYGHGECKWPGCETLCELDLQF IKHLNTEHALDDRSTAQCRVQM VVQQL
EIQLAKESERLQAMMAHLHMRPSEP KPFSQLNPVPGSSSF SKVTVSAADSFPDGLVHPPTSA AAPVTPL
RPPGLGSASLHGGGPARRRSSDKFCSPISSELAQNHEFYKNADVRPPFTYASLIRQAILET PDRQLTLNE
IYNWFTRMFAYFRRTATWKNVVRHNL SLHKCFVRVENVKGAVWTVDEREYQRRPPKMTGSPTLVK NMI
SGLSYGALNASYQAALAESSFPLLNSPGMLNPGSASSLLPLSHDDVGAPVEPLPSNGSSSP PRLSPPQYS
HQVQVKEEPAEAEEDRQGPPLGAPNPSASGPPEDRDLEEELPGEELS
    
```

TRTRPLEQKLISEEDLAANDILDYKDDDDKV

Chromatograms: https://cdn.origene.com/chromatograms/mk6711_e01.zip

Restriction Sites: SgfI-MluI

Cloning Scheme:



ACCN: NM_001012426

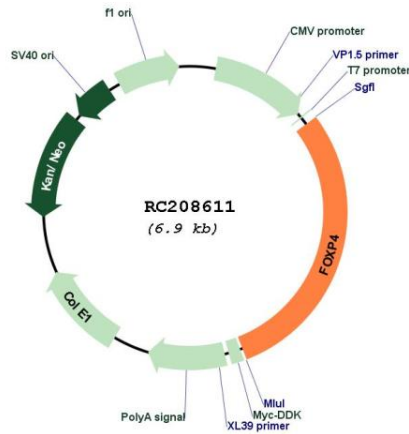
ORF Size: 1359 bp

OTI Disclaimer: The molecular sequence of this clone aligns with the gene accession number as a point of reference only. However, individual transcript sequences of the same gene can differ through naturally occurring variations (e.g. polymorphisms), each with its own valid existence. This clone is substantially in agreement with the reference, but a complete review of all prevailing variants is recommended prior to use. [More info](#)


OTI Annotation: This clone was engineered to express the complete ORF with an expression tag. Expression varies depending on the nature of the gene.

Components:	The ORF clone is ion-exchange column purified and shipped in a 2D barcoded Matrix tube containing 10ug of transfection-ready, dried plasmid DNA (reconstitute with 100 ul of water).
Reconstitution Method:	<ol style="list-style-type: none">1. Centrifuge at 5,000xg for 5min.2. Carefully open the tube and add 100ul of sterile water to dissolve the DNA.3. Close the tube and incubate for 10 minutes at room temperature.4. Briefly vortex the tube and then do a quick spin (less than 5000xg) to concentrate the liquid at the bottom.5. Store the suspended plasmid at -20°C. The DNA is stable for at least one year from date of shipping when stored at -20°C.
RefSeq:	<u>NM_001012426.1, NP_001012426.1</u>
RefSeq Size:	5965 bp
RefSeq ORF:	2043 bp
Locus ID:	116113
UniProt ID:	<u>Q8IVH2</u>
Cytogenetics:	6p21.1
Protein Families:	Transcription Factors
MW:	73.2 kDa
Gene Summary:	<p>This gene belongs to subfamily P of the forkhead box (FOX) transcription factor family. Forkhead box transcription factors play important roles in the regulation of tissue- and cell type-specific gene transcription during both development and adulthood. Many members of the forkhead box gene family, including members of subfamily P, have roles in mammalian oncogenesis. This gene may play a role in the development of tumors of the kidney and larynx. Alternative splicing of this gene produces multiple transcript variants, some encoding different isoforms. [provided by RefSeq, Jul 2008]</p>


Product images:



Circular map for RC208611



Western blot validation of overexpression lysate (Cat# [LY422862]) using anti-DDK antibody (Cat# [TA50011-100]). Left: Cell lysates from untransfected HEK293T cells; Right: Cell lysates from HEK293T cells transfected with RC208611 using transfection reagent MegaTran 2.0 (Cat# [TT210002]).



Coomassie blue staining of purified FOXP4 protein (Cat# [TP308611]). The protein was produced from HEK293T cells transfected with FOXP4 cDNA clone (Cat# RC208611) using MegaTran 2.0 (Cat# [TT210002]).