

Product datasheet for **RC208458**

FBXO4 (NM_012176) Human Tagged ORF Clone

Product data:

Product Type: Expression Plasmids
Product Name: FBXO4 (NM_012176) Human Tagged ORF Clone
Tag: Myc-DDK
Symbol: FBXO4
Synonyms: FBX4
Mammalian Cell Selection: Neomycin
Vector: pCMV6-Entry (PS100001)
E. coli Selection: Kanamycin (25 ug/mL)
ORF Nucleotide Sequence: >RC208458 ORF sequence
 Red=Cloning site Blue=ORF Green=Tags(s)

TTTTGTAATACGACTCACTATAGGGCGGCCGGAATTCGTCGACTGGATCCGGTACCGAGGAGATCTGCC
 GCC**CGATCGCC**

ATGGCGGGAAGCGAGCCGCGCAGCGGAACAACTCGCCGCCGCCCTTCAGCGACTGGGGCCGCCTGG
 AGGCGGCCATCCTCAGCGGCTGGAAGACCTTCTGGCAGTCAGTGAGCAAGGAGAGGGTGGCGGTACGAC
 CTCACGGGAGGAGGTGGATGAGGCGCCAGCACCTGACGCGGCTGCCGATTGATGTACAGCTATATATT
 TTGTCCTTTCTTACCTCATGATCTGTGTCAGTTGGGAAGTACAAATCATTATTGGAATGAAACTGTAA
 GAGATCCAATTCTGTGGAGATACTTTTTGTTGAGGGATCTCCTTCTTGGTCTTCTGTTGACTGGAAGTC
 TCTTCCAGATCTAGAAATCTTAAAAAGCCTATATCTGAGGTCAGTGGTGCATTTTTGACTACATG
 GCAGTCTATAGAATGTGCTGTCCATACACAAGAAGAGCTTCAAAATCCAGCCGTCCTATGTATGGAGCTG
 TCACCTCTTTTTTACACTCCCTGATCATTGAGAAATGAACACGATTTGCTATGTTGGACCAGGTTTGGA
 AGAATTGAATACCTCTTTGGTGTGAGCTTGTGCTTTCAGAGGAACCTTGGCCCAACAGCTGGTTTGCT
 CAGAGGCAGATTGATGGTATTGGATCAGGAGTCAATTTTCAGTTGAACAACCAACATAAATCAACATTC
 TAATCTTATATCAACTACCAGAAAGGAAAGAGATAGAGCAAGGGAAGAGCATACAAGTGCAGTTAACAA
 GATGTTTCAGTCGACACAATGAAGGTGATGATCAACAAGGAAGCCGGTACAGTGTGATTCCACAGATTCAA
 AAAGTGTGTGAAGTTGTAGATGGGTTTCATCTATGTTGCAAAATGCTGAAGCTCATAAAAGACATGAATGGC
 AAGATGAATTTTCTCATATTATGGCAATGACAGATCCAGCCTTTGGGTCTTCGGGAAGACCATTTGTTGGT
 TTTATCTTGATTTCTCAAGGGATGTA AAAAGAATGCCCTGTTTTTATTTGGCTCATGAGCTGCATCTG
 AATCTTCTAAATCACCCATGGCTGGTCCAGGATACAGAGGCTGAAACTCTGACTGTTTTTTGAATGGCA
 TTGAGTGGATTCTGAAGAAGTGAATCTAAGCGTGCAAGA

AG**CGGACCG**ACGCGTACGCGGCCGCTCGAGCAGAACTCATCTCAGAAGAGGATCTGGCAGCAAATGATATCC
 TGGATTACAAGGATGACGACGATAAGGTTTAA



[View online >](#)

Protein Sequence: >RC208458 protein sequence
Red=Cloning site Green=Tags(s)

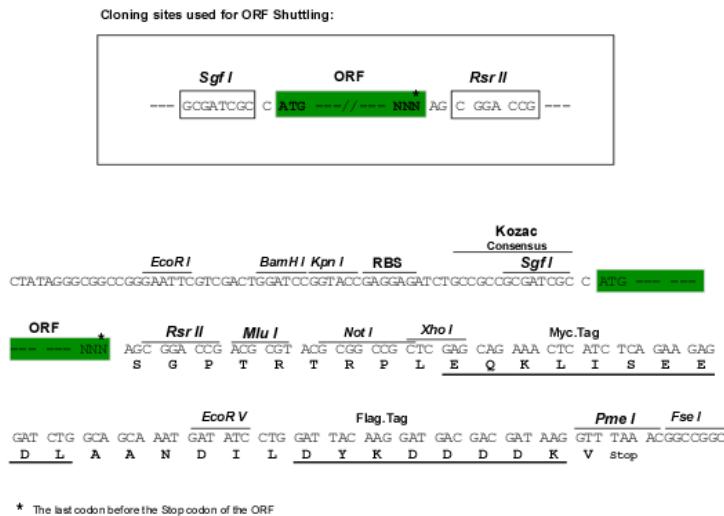
MAGSEPRSGTNSPPPPFSDWGRLEAAILSGWKTFWQSVSKERVARTTSREEVDEAASTLTRLPIDVQLYI
 LSFLSPHDL CQLGSTNHYWNETVRDPI LWRYFLLRDLPSWSSVDWKS LDPLEILKKPISEVTDGAFFDYM
 AVYRMCCPYTRRASKSSRPMYGAVTSFLHSLIIQNEPRFAMFGPGLLEELNTSLVLSMSSEELCPTAGLP
 QRQIDGIGSGVNFQLNQHKNILILYSTTRKERDRAREEHTSAVNKMF SRHNEGDDQQGSRYSVIPQIQ
 KVCEVVDGFIYVANAEAHKRHEWQDEF SHIMAMTDPAFGSSGRPLLVLSCISQGDYKRMPCFYLAHELHL
 NLLNHPWLVDTEAETLTGFLNGIEWILEEVESKRAR

SGPTRTRPLEQKLI SEEDLAANDILDYKDDDDKV

Chromatograms: https://cdn.origene.com/chromatograms/mk6186_e09.zip

Restriction Sites: SgfI-RsrII

Cloning Scheme:



ACCN: NM_012176

ORF Size: 1161 bp

OTI Disclaimer: The molecular sequence of this clone aligns with the gene accession number as a point of reference only. However, individual transcript sequences of the same gene can differ through naturally occurring variations (e.g. polymorphisms), each with its own valid existence. This clone is substantially in agreement with the reference, but a complete review of all prevailing variants is recommended prior to use. [More info](#)

OTI Annotation: This clone was engineered to express the complete ORF with an expression tag. Expression varies depending on the nature of the gene.

Components: The ORF clone is ion-exchange column purified and shipped in a 2D barcoded Matrix tube containing 10ug of transfection-ready, dried plasmid DNA (reconstitute with 100 ul of water).

Reconstitution Method:

1. Centrifuge at 5,000xg for 5min.
2. Carefully open the tube and add 100ul of sterile water to dissolve the DNA.
3. Close the tube and incubate for 10 minutes at room temperature.
4. Briefly vortex the tube and then do a quick spin (less than 5000xg) to concentrate the liquid at the bottom.
5. Store the suspended plasmid at -20°C. The DNA is stable for at least one year from date of shipping when stored at -20°C.

Note: Plasmids are not sterile. For experiments where strict sterility is required, filtration with 0.22um filter is required.

RefSeq: [NM_012176.3](#)

RefSeq Size: 1523 bp

RefSeq ORF: 1164 bp

Locus ID: 26272

UniProt ID: [Q9UKT5](#)

Cytogenetics: 5p13.1

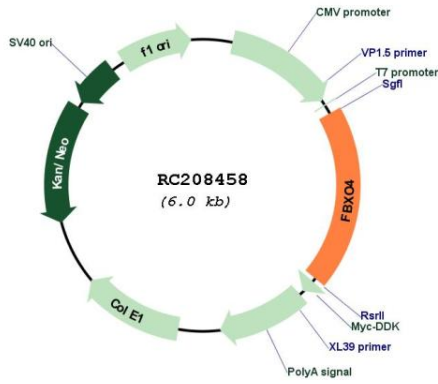
Protein Families: Druggable Genome

Protein Pathways: Ubiquitin mediated proteolysis

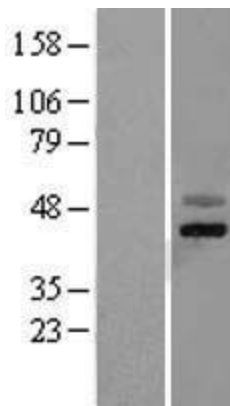
MW: 44.1 kDa

Gene Summary: This gene encodes a member of the F-box protein family which is characterized by an approximately 40 amino acid motif, the F-box. The F-box proteins constitute one of the four subunits of the ubiquitin protein ligase complex called SCFs (SKP1-cullin-F-box), which function in phosphorylation-dependent ubiquitination. The F-box proteins are divided into 3 classes: Fbws containing WD-40 domains, Fbls containing leucine-rich repeats, and Fbxs containing either different protein-protein interaction modules or no recognizable motifs. The protein encoded by this gene belongs to the Fbxs class. Alternatively spliced transcript variants encoding different isoforms have been found for this gene. [provided by RefSeq, Jul 2014]


Product images:



Circular map for RC208458



Western blot validation of overexpression lysate (Cat# [LY402159]) using anti-DDK antibody (Cat# [TA50011-100]). Left: Cell lysates from untransfected HEK293T cells; Right: Cell lysates from HEK293T cells transfected with RC208458 using transfection reagent MegaTran 2.0 (Cat# [TT210002]).



Coomassie blue staining of purified FBXO4 protein (Cat# [TP308458]). The protein was produced from HEK293T cells transfected with FBXO4 cDNA clone (Cat# RC208458) using MegaTran 2.0 (Cat# [TT210002]).