

Product datasheet for RC208390

HDAC8 (NM_018486) Human Tagged ORF Clone

Product data:

Product Type:	Expression Plasmids
Product Name:	HDAC8 (NM_018486) Human Tagged ORF Clone
Tag:	Myc-DDK
Symbol:	HDAC8
Synonyms:	CDA07; CDLS5; HD8; HDACL1; KDAC8; MRXS6; RPD3; WTS
Mammalian Cell Selection:	Neomycin
Vector:	pCMV6-Entry (PS100001)
E. coli Selection:	Kanamycin (25 ug/mL)
ORF Nucleotide Sequence:	>RC208390 ORF sequence Red=Cloning site Blue=ORF Green=Tags(s)

TTTTGTAATACGACTCACTATAGGGCGGCCGGAATTCGTCGACTGGATCCGGTACCGAGGAGATCTGCC
GCC**CGATCGCC**

ATGGAGGAGCCGGAGGAACCGCGGACAGTGGCAGTCGCTGGTCCCGTTTATATCTATAGTCCCAGT
ATGTCAGTATGTGTGACTCCCCGGCCAAGATCCCCAAACGGGCCAGTATGGTGCATTCTTTGATTGAAGC
ATATGCACTGCATAAGCAAATGAGGATAGTTAAGCCTAAAGTGGCCTCCATGGAGGAGATGGCCACCTTC
CACACTGATGCTTATCTGCAGCATCTCCAGAAGGTCAGCCAAGAGGGCGATGATGATCATCCGGACTCCA
TAGAATATGGGCTAGGTTATGACTGCCAGCCACTGAAGGGATATTTGACTATGCAGCAGCTATAGGAGG
GGCTACGATCACAGCTGCCAATGCCTGATTGACGGAATGTGCAAAGTAGCAATTAAGTGGTCTGGAGGG
TGGCATCATGCAAAGAAAGATGAAGCATCTGGTTTTTGTATCTCAATGATGCTGTCTGGGAATATTAC
GATTGCGACGGAAATTTGAGCGTATTCTCTACGTGGATTTGGATCTGCACCATGGAGATGGTGTAGAAGA
CGCATTGAGTTTACCTCCAAAGTCATGACCGTGTCCCTGCACAAATCTCCCCAGGATTTTCCCAGGA
ACAGGTGACGTGTCTGATGTTGGCCTAGGGAAGGGACGGTACTACAGTGTAAATGTGCCATTTCAGGATG
GCATAAAGATGAAAAATATTACCAGATCTGTGAAAGTGTACTAAAGGAAGTATACCAAGCCTTTAATCC
CAAAGCAGTGGTCTTACAGCTGGGAGCTGACACAATAGCTGGGGATCCCATGTGCTCCTTTAACATGACT
CCAGTGGGAATTGGCAAGTGTCTTAAGTACATCCTTCAATGGCAGTTGGCAACACTTTTTGGGAGGAG
GAGGCTATAACCTTGCCAAACACGGCTCGATGCTGGACATACTTGACCGGGGTATCCTAGGGAAAACACT
ATCCTCTGAGATCCCAGATCATGAGTTTTTACAGCATATGGTCTGATTATGTGCTGAAATCACGCCA
AGCTGCCGGCCAGACCGCAATGAGCCCCACCGAATCCAACAAATCCTCAACTACATCAAAGGGAATCTGA
AGCATGTGGTC

ACGCGTACGCGGCCGCTCGAGCAGAAACTCATCTCAGAAGAGGATCTGGCAGCAATGATATCCTGGATT
ACAAGGATGACGACGATAAGGTTTAA



[View online »](#)

Protein Sequence: >RC208390 protein sequence
Red=Cloning site Green=Tags(s)

MEEPEEPADSGQSLVPVYIYSPEYVSMCDSPAKIPKRASMVHSLIEAYALHKQMRIVKPKVASMEEMATF
 HTDAYLQHLQKVSQEGDDDDHPDSIEYGLGYDCPATEGIFDYAAAIGGATITAAQCLIDGMCKVAINWSSG
 WHHAKKDEASGFCYLNDVAVLGIILRLRRKFERILYVDLHLHHGDGVEDAFSFTSKVMTVSLHKFSPGFFPG
 TGDVSDVGLGKGRYYSVNVPIQDGIQDEKYYQICSVLKEYVQAFNPKAVVLQLGADTIAGDPMCSFNMT
 PVGIGKCLKYIILQWQLATLILGGGGYNLANTARCWTYLTGVILGKTLSSIPDHEFFFTAYGPDYVLEITP
 SCRPRNPHRIQQILNLIKGNLKHVV

TRTRPLEQKLISEEDLAANDILDYKDDDDKVV

Chromatograms: https://cdn.origene.com/chromatograms/mk6090_b04.zip

Restriction Sites: SgfI-MluI

Cloning Scheme:



* The last codon before the Stop codon of the ORF

ACCN: NM_018486

ORF Size: 1131 bp

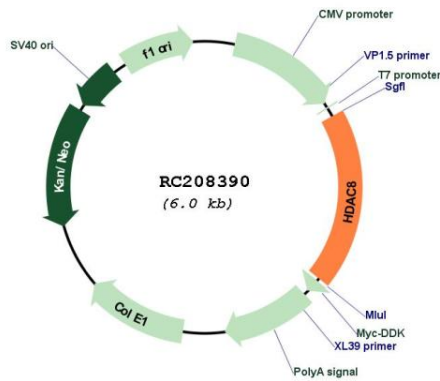
OTI Disclaimer: The molecular sequence of this clone aligns with the gene accession number as a point of reference only. However, individual transcript sequences of the same gene can differ through naturally occurring variations (e.g. polymorphisms), each with its own valid existence. This clone is substantially in agreement with the reference, but a complete review of all prevailing variants is recommended prior to use. [More info](#)

OTI Annotation: This clone was engineered to express the complete ORF with an expression tag. Expression varies depending on the nature of the gene.

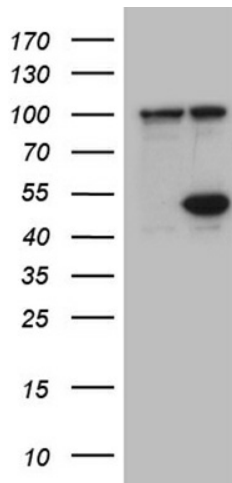
Components: The ORF clone is ion-exchange column purified and shipped in a 2D barcoded Matrix tube containing 10ug of transfection-ready, dried plasmid DNA (reconstitute with 100 ul of water).

Reconstitution Method:	<ol style="list-style-type: none">1. Centrifuge at 5,000xg for 5min.2. Carefully open the tube and add 100ul of sterile water to dissolve the DNA.3. Close the tube and incubate for 10 minutes at room temperature.4. Briefly vortex the tube and then do a quick spin (less than 5000xg) to concentrate the liquid at the bottom.5. Store the suspended plasmid at -20°C. The DNA is stable for at least one year from date of shipping when stored at -20°C.
Note:	Plasmids are not sterile. For experiments where strict sterility is required, filtration with 0.22um filter is required.
RefSeq:	NM_018486.3
RefSeq Size:	2064 bp
RefSeq ORF:	1134 bp
Locus ID:	55869
UniProt ID:	Q9BY41
Cytogenetics:	Xq13.1
Domains:	Hist_deacetyl
Protein Families:	Druggable Genome, Transcription Factors
MW:	41.7 kDa
Gene Summary:	Histones play a critical role in transcriptional regulation, cell cycle progression, and developmental events. Histone acetylation/deacetylation alters chromosome structure and affects transcription factor access to DNA. The protein encoded by this gene belongs to class I of the histone deacetylase family. It catalyzes the deacetylation of lysine residues in the histone N-terminal tails and represses transcription in large multiprotein complexes with transcriptional co-repressors. Multiple transcript variants encoding different isoforms have been found for this gene. [provided by RefSeq, Oct 2009]

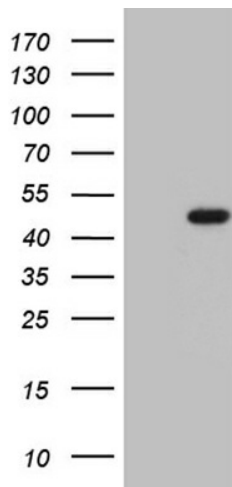
Product images:



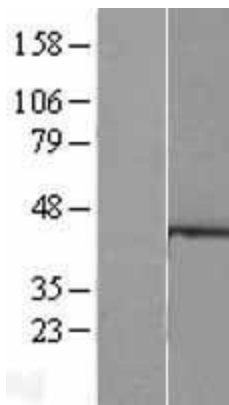
Circular map for RC208390



HEK293T cells were transfected with the pCMV6-ENTRY control (Cat# [PS100001], Left lane) or pCMV6-ENTRY HDAC8 (Cat# RC208390, Right lane) cDNA for 48 hrs and lysed. Equivalent amounts of cell lysates (5 ug per lane) were separated by SDS-PAGE and immunoblotted with anti-HDAC8 (Cat# [TA809651])(1:2000). Positive lysates [LY413013] (100ug) and [LC413013] (20ug) can be purchased separately from OriGene.



HEK293T cells were transfected with the pCMV6-ENTRY control (Left lane) or pCMV6-ENTRY HDAC8 (RC208390, Right lane) cDNA for 48 hrs and lysed. Equivalent amounts of cell lysates (5 ug per lane) were separated by SDS-PAGE and immunoblotted with anti-HDAC8 (1:2000) [TA809723]. Positive lysates [LY413013] (100ug) and [LC413013] (20ug) can be purchased separately from OriGene.



Western blot validation of overexpression lysate (Cat# [LY413013]) using anti-DDK antibody (Cat# [TA50011-100]). Left: Cell lysates from untransfected HEK293T cells; Right: Cell lysates from HEK293T cells transfected with RC208390 using transfection reagent MegaTran 2.0 (Cat# [TT210002]).