

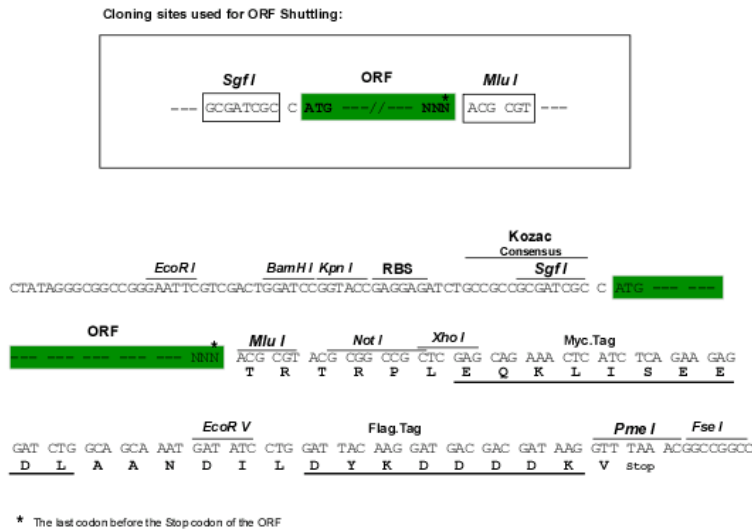
Product datasheet for **RC208369**

Prostein (SLC45A3) (NM_033102) Human Tagged ORF Clone

Product data:

Product Type:	Expression Plasmids
Tag:	Myc-DDK
Symbol:	Prostein
Synonyms:	IPCA-2; IPCA-6; IPCA-8; IPCA6; PCANAP2; PCANAP6; PCANAP8; PRST
Mammalian Cell Selection:	Neomycin
Vector:	pCMV6-Entry (PS100001)
E. coli Selection:	Kanamycin (25 ug/mL)



Cloning Scheme:


ACCN: NM_033102

ORF Size: 1659 bp

OTI Disclaimer: The molecular sequence of this clone aligns with the gene accession number as a point of reference only. However, individual transcript sequences of the same gene can differ through naturally occurring variations (e.g. polymorphisms), each with its own valid existence. This clone is substantially in agreement with the reference, but a complete review of all prevailing variants is recommended prior to use. [More info](#)

OTI Annotation: This clone was engineered to express the complete ORF with an expression tag. Expression varies depending on the nature of the gene.

Components: The ORF clone is ion-exchange column purified and shipped in a 2D barcoded Matrix tube containing 10ug of transfection-ready, dried plasmid DNA (reconstitute with 100 ul of water).

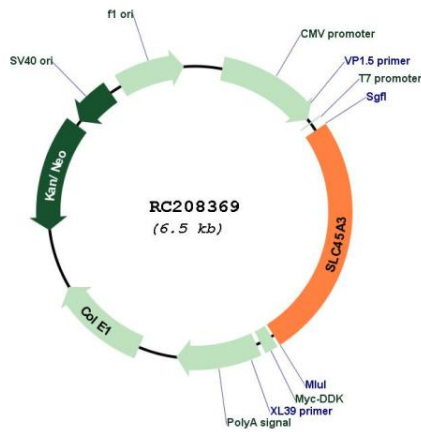
- Reconstitution Method:**
1. Centrifuge at 5,000xg for 5min.
 2. Carefully open the tube and add 100ul of sterile water to dissolve the DNA.
 3. Close the tube and incubate for 10 minutes at room temperature.
 4. Briefly vortex the tube and then do a quick spin (less than 5000xg) to concentrate the liquid at the bottom.
 5. Store the suspended plasmid at -20°C. The DNA is stable for at least one year from date of shipping when stored at -20°C.

Note: Plasmids are not sterile. For experiments where strict sterility is required, filtration with 0.22um filter is required.

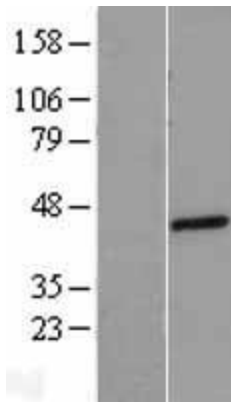
RefSeq: [NM_033102.3](#)

RefSeq Size: 3398 bp
 RefSeq ORF: 1662 bp
 Locus ID: 85414
 UniProt ID: [Q96JT2](#)
 Cytogenetics: 1q32.1
 Protein Families: Transmembrane
 MW: 59.3 kDa

Product images:



Circular map for RC208369



Western blot validation of overexpression lysate (Cat# [LY409746]) using anti-DDK antibody (Cat# [TA50011-100]). Left: Cell lysates from un-transfected HEK293T cells; Right: Cell lysates from HEK293T cells transfected with RC208369 using transfection reagent MegaTran 2.0 (Cat# [TT210002]).