

## Product datasheet for **RC208345**

### CCDC103 (NM\_213607) Human Tagged ORF Clone

#### Product data:

**Product Type:** Expression Plasmids  
**Product Name:** CCDC103 (NM\_213607) Human Tagged ORF Clone  
**Tag:** Myc-DDK  
**Symbol:** CCDC103  
**Synonyms:** CILD17; PR46b; SMH  
**Mammalian Cell Selection:** Neomycin  
**Vector:** pCMV6-Entry (PS100001)  
**E. coli Selection:** Kanamycin (25 ug/mL)  
**ORF Nucleotide Sequence:** >RC208345 ORF sequence  
Red=Cloning site Blue=ORF Green=Tags(s)

TTTTGTAATACGACTCACTATAGGGCGCCGGGAATTCGTCGACTGGATCCGGTACCGAGGAGATCTGCC  
GCC**CGATCGC**C

ATGGAAGGAATGACATCATCAACTTCAAGGCTTTGGAGAAAGAGCTGCAGGCTGCACTCACTGCTGATG  
AGAAGTACAAACGGGAGAATGCTGCCAAGTTACGGGCAGTGAACAGAGGGTGGCTTCTATGAGGAGTT  
CAGGGGTATTGTCCTTGCACTCACATCTGAAGCCACTGGAGCGGAAGGATAAGATGGGAGGAAAGAGAACT  
GTGCCCTGGAAGTGTCACTATTTCAGGAAGGACCTTCCAGGATGTGGCCACTGAAATCTCCCCGGAGA  
AAGCCCCCTCCAGCCCAGACGCTGCTGACTTCTATCGTGATTGGCGACGACACTTGCCAAGTGGGCC  
AGAGCGCTACCAGGCTCTACTGCAGCTTGGGGTCCAAGGCTCGGCTGCCTCTCCAGACAGATGTGGGA  
TTTGGACTTCTTGGGGAGCTGCTGGTGGCACTGGCTGATCACGTGGGGCCGGCTGACCGGCAGCGGTGC  
TGGGGATCCTATGCAGCCTGGCGAGCACTGGGCGCTTACCCTGAACCTAAGCCTGCTGAGCCGGGCAGA  
GAGAGAGAGCTGCAAGGGCTTGTTCAGAAGCTGCAAGCCATGGGCAACCCAGATCCGTGAAGGAGGGG  
CTCAGCTGGGAGGAGCAGGGTCTGGAGGAGCAGTCTGGTGGGCTCCAGGAGGAGGAGAGGGCTCTGCAGG  
AGCTGCTGGAGCTGTACCAGTTGAC

**ACGCGT**ACGCGGCCGCTCGAGCAGAACTCATCTCAGAAGAGGATCTGGCAGCAAATGATATCCTGGATT  
ACAAGGATGACGACGATAAGGTTTAA



[View online »](#)

**Protein Sequence:** >RC208345 protein sequence  
Red=Cloning site Green=Tags(s)

MERNDIINFKALEKELQAALTADEKYKRENAAKLRAVEQQRVASYEEFRGIVLASHLKPLERKDKMGGKRT  
 VPWNCHTIQGRTFQDVATEISPEKAPLQPETSADFYRDWRRHLPSGPERYQALLQLGGPRLGCLFQTDVG  
 FLLGELLVALADHVGPADRAAVLGILCSLASTGRFTLNL.SLLSRAERESCKGLFQKLQAMGNPRSVKEG  
 LSWEEQGLEEQSGGLQEERLLQELLELYQVD

TRTRPLEQKLISEEDLAANDILDYKDDDDKV

**Chromatograms:** [https://cdn.origene.com/chromatograms/mk6552\\_c01.zip](https://cdn.origene.com/chromatograms/mk6552_c01.zip)

**Restriction Sites:** SgfI-MluI

**Cloning Scheme:**



**ACCN:** NM\_213607

**ORF Size:** 726 bp

**OTI Disclaimer:** The molecular sequence of this clone aligns with the gene accession number as a point of reference only. However, individual transcript sequences of the same gene can differ through naturally occurring variations (e.g. polymorphisms), each with its own valid existence. This clone is substantially in agreement with the reference, but a complete review of all prevailing variants is recommended prior to use. [More info](#)

**OTI Annotation:** This clone was engineered to express the complete ORF with an expression tag. Expression varies depending on the nature of the gene.

**Components:** The ORF clone is ion-exchange column purified and shipped in a 2D barcoded Matrix tube containing 10ug of transfection-ready, dried plasmid DNA (reconstitute with 100 ul of water).

**Reconstitution Method:**

1. Centrifuge at 5,000xg for 5min.
2. Carefully open the tube and add 100ul of sterile water to dissolve the DNA.
3. Close the tube and incubate for 10 minutes at room temperature.
4. Briefly vortex the tube and then do a quick spin (less than 5000xg) to concentrate the liquid at the bottom.
5. Store the suspended plasmid at -20°C. The DNA is stable for at least one year from date of shipping when stored at -20°C.

**Note:** Plasmids are not sterile. For experiments where strict sterility is required, filtration with 0.22um filter is required.

**RefSeq:** [NM\\_213607.3](#)

**RefSeq Size:** 1766 bp

**RefSeq ORF:** 729 bp

**Locus ID:** 388389

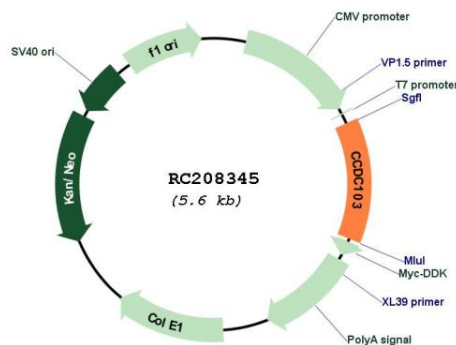
**UniProt ID:** [Q8IW40](#)

**Cytogenetics:** 17q21.31


**MW:** 27.2 kDa

**Gene Summary:** This gene encodes a protein that contains a coiled-coil domain. [provided by RefSeq, Apr 2012]


### Product images:



Circular map for RC208345



Western blot validation of overexpression lysate (Cat# [LY403885]) using anti-DDK antibody (Cat# [TA50011-100]). Left: Cell lysates from untransfected HEK293T cells; Right: Cell lysates from HEK293T cells transfected with RC208345 using transfection reagent MegaTran 2.0 (Cat# [TT210002]).



Coomassie blue staining of purified CCDC103 protein (Cat# [TP308345]). The protein was produced from HEK293T cells transfected with CCDC103 cDNA clone (Cat# RC208345) using MegaTran 2.0 (Cat# [TT210002]).