

Product datasheet for RC208282

Syntaxin 12 (STX12) (NM_177424) Human Tagged ORF Clone

Product data:

Product Type:	Expression Plasmids
Product Name:	Syntaxin 12 (STX12) (NM_177424) Human Tagged ORF Clone
Tag:	Myc-DDK
Symbol:	Syntaxin 12
Synonyms:	STX13; STX14
Mammalian Cell Selection:	Neomycin
Vector:	pCMV6-Entry (PS100001)
E. coli Selection:	Kanamycin (25 ug/mL)
ORF Nucleotide Sequence:	>RC208282 ORF sequence Red=Cloning site Blue=ORF Green=Tags(s)

TTTTGTAATACGACTCACTATAGGGCGGCCGGAATTCGTCGACTGGATCCGGTACCGAGGAGATCTGCC
GCC**CGATCGCC**

ATGTCATACGGTCCCTTAGACATGTACCGAACCCGGGGCCCTCGGGGCCCCAGCTCCGGGACTTCAGCA
GCATCATCCAGACGTGCAGCGGCAACATCCAGCGGATCAGCCAAGCCACTGCTCAGATAAAGAATTTGAT
GAGCCAGCTAGGAACTAAGCAGGACTCAAGCAAGCTACAGGAAAATCTGCAACAGTTACAACACTCCACA
AATCAGCTCGCCAAGGAAACAAATGAATTGCTGAAAGAATTAGGGTCTTGCCCCCTCCCTTATCTACTT
CAGAACAGCGCCAGCAGAGACTTCAGAAGGAACGCCTCATGAATGACTTCTCTGCAGCCTTAAACAATTT
CCAGGCTGTGCAGAGAAGGGTATCTGAAAAGGAAAAGGAGAGTATTGCCAGAGCAAGAGCTGGATCTCGT
CTTTCTGCAGAAGAGAGGCAAAGAGAGGAGCAGCTGGTCTCATTGACAGCCATGAGGAGTGAACCCAGA
TGCAGAGCCAGGAGGATGAGGTGGCCATCACTGAGCAGGATTTGGAACCTATTAAGAAAGAGAAACGGC
AATTCGGCAGCTGGAGGCTGACATTTTGGATGTCAATCAGATATTTAAAGATTTGGCCATGATGATCCAT
GACCAGGGTATCTGATTGATAGCATAGAAGCCAATGTGGAAAGCTCAGAGGTGCACGTGCAAGAGCCA
CTGAACAGTTACAGCGAGCTGCTTACTATCAGAAAAATCTCGCAAGAAGATGTGTATCCTGGTGTGT
CCTGTCACTGATTATTCTAATCTTGGGACTTATTATCTGGCTAGTTTATAAAACGAAG

AG**CGGACCG**ACGCGTACGCGGCCGCTCGAGCAGAAACTCATCTCAGAAGAGGATCTGGCAGCAAATGATATCC
TGGATTACAAGGATGACGACGATAAGGTTTAA



[View online »](#)

Protein Sequence: >RC208282 protein sequence
Red=Cloning site Green=Tags(s)

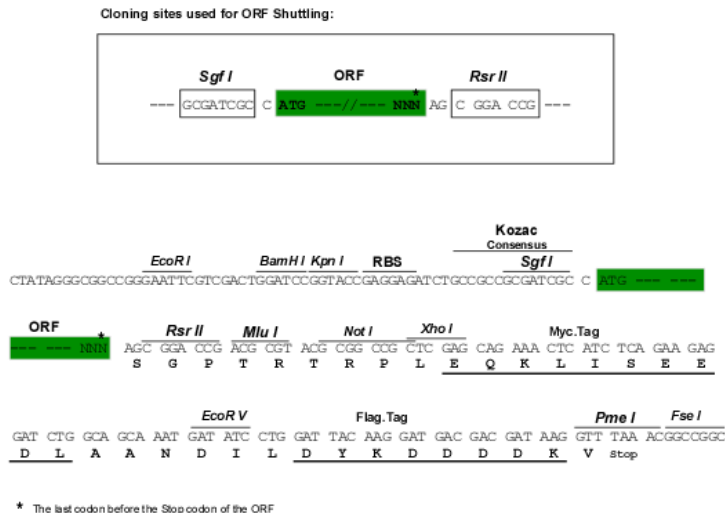
MSYGPLDMYRNPGPSQPQLRDFSSIIQTCSGNIQRISQATAQIKNLMSQLGKQDSSKLQENLQQLQHS
 NQLAKETNELLKELGSLPLPLSTSEQRQRLQKERLMNDFSAALNNFQAVQRRVSEKEKESIARARAGSR
 LSAEERQREEQLVSFDSHEEWNQMSQDEVAITEQDLELIKERETAIRQLEADILDVNQIFKDLAMMIH
 DQGDLDISIEANVESSEVHVERATEQLQRAAYYQKKSRRKMCILVLVLSVILGLIIWLVIYKTK

SGPTRTRPLEQKLISEEDLAANDILDYKDDDDKV

Chromatograms: https://cdn.origene.com/chromatograms/mk6616_c05.zip

Restriction Sites: SgfI-RsrII

Cloning Scheme:



ACCN: NM_177424

ORF Size: 828 bp

OTI Disclaimer: The molecular sequence of this clone aligns with the gene accession number as a point of reference only. However, individual transcript sequences of the same gene can differ through naturally occurring variations (e.g. polymorphisms), each with its own valid existence. This clone is substantially in agreement with the reference, but a complete review of all prevailing variants is recommended prior to use. [More info](#)

OTI Annotation: This clone was engineered to express the complete ORF with an expression tag. Expression varies depending on the nature of the gene.

Components: The ORF clone is ion-exchange column purified and shipped in a 2D barcoded Matrix tube containing 10ug of transfection-ready, dried plasmid DNA (reconstitute with 100 ul of water).

Reconstitution Method:

1. Centrifuge at 5,000xg for 5min.
2. Carefully open the tube and add 100ul of sterile water to dissolve the DNA.
3. Close the tube and incubate for 10 minutes at room temperature.
4. Briefly vortex the tube and then do a quick spin (less than 5000xg) to concentrate the liquid at the bottom.
5. Store the suspended plasmid at -20°C. The DNA is stable for at least one year from date of shipping when stored at -20°C.

RefSeq: [NM_177424.3](#)

RefSeq Size: 3098 bp

RefSeq ORF: 831 bp

Locus ID: 23673

UniProt ID: [Q86Y82](#)

Cytogenetics: 1p35.3

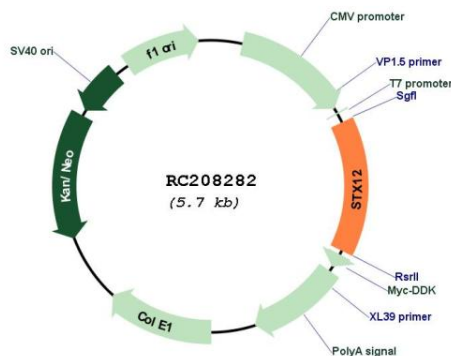
Protein Families: Druggable Genome, Transmembrane

Protein Pathways: SNARE interactions in vesicular transport

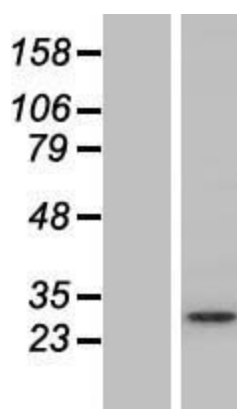
MW: 31.6 kDa

Gene Summary: SNARE that acts to regulate protein transport between late endosomes and the trans-Golgi network. The SNARE complex containing STX6, STX12, VAMP4 and VT11A mediates vesicle fusion (in vitro) (By similarity). Through complex formation with GRIP1, GRIA2 and NSG1 controls the intracellular fate of AMPAR and the endosomal sorting of the GRIA2 subunit toward recycling and membrane targeting (By similarity).[UniProtKB/Swiss-Prot Function]

Product images:



Circular map for RC208282



Western blot validation of overexpression lysate (Cat# [LY406161]) using anti-DDK antibody (Cat# [TA50011-100]). Left: Cell lysates from untransfected HEK293T cells; Right: Cell lysates from HEK293T cells transfected with RC208282 using transfection reagent MegaTran 2.0 (Cat# [TT210002]).