

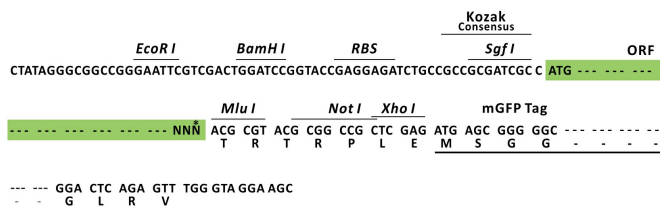
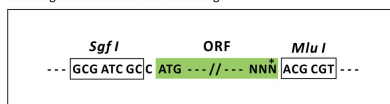
Product datasheet for RC208181L4

C11orf84 (SPINDOC) (NM_138471) Human Tagged Lenti ORF Clone

Product data:

Product Type:	Expression Plasmids
Tag:	mGFP
Symbol:	SPINDOC
Synonyms:	C11orf84; SPIN-DOC
Mammalian Cell Selection:	Puromycin
Vector:	pLenti-C-mGFP-P2A-Puro (PS100093)
E. coli Selection:	Chloramphenicol (34 ug/mL)
ORF Nucleotide Sequence:	The ORF insert of this clone is exactly the same as(RC208181).
Restriction Sites:	SgfI-MluI
Cloning Scheme:	

Cloning sites used for ORF Shuttling:



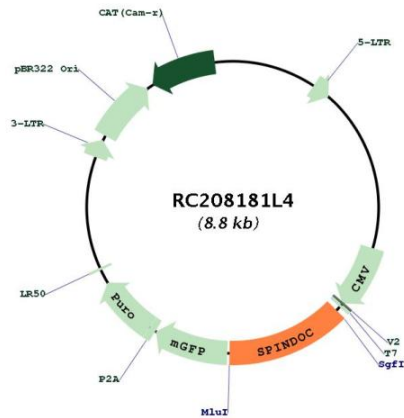
* The last codon before the Stop codon of the ORF.

ACCN:	NM_138471
ORF Size:	1143 bp



OTI Disclaimer:	The molecular sequence of this clone aligns with the gene accession number as a point of reference only. However, individual transcript sequences of the same gene can differ through naturally occurring variations (e.g. polymorphisms), each with its own valid existence. This clone is substantially in agreement with the reference, but a complete review of all prevailing variants is recommended prior to use. More info
OTI Annotation:	This clone was engineered to express the complete ORF with an expression tag. Expression varies depending on the nature of the gene.
Components:	The ORF clone is ion-exchange column purified and shipped in a 2D barcoded Matrix tube containing 10ug of transfection-ready, dried plasmid DNA (reconstitute with 100 ul of water).
Reconstitution Method:	<ol style="list-style-type: none"> 1. Centrifuge at 5,000xg for 5min. 2. Carefully open the tube and add 100ul of sterile water to dissolve the DNA. 3. Close the tube and incubate for 10 minutes at room temperature. 4. Briefly vortex the tube and then do a quick spin (less than 5000xg) to concentrate the liquid at the bottom. 5. Store the suspended plasmid at -20°C. The DNA is stable for at least one year from date of shipping when stored at -20°C.
Note:	Plasmids are not sterile. For experiments where strict sterility is required, filtration with 0.22um filter is required.
RefSeq:	NM_138471.1 , NP_612480.1
RefSeq Size:	2004 bp
RefSeq ORF:	1146 bp
Locus ID:	144097
UniProt ID:	Q9BUA3
Cytogenetics:	11q13.1
MW:	41 kDa
Gene Summary:	<p>Negatively regulates the transcriptional activator activity of SPIN1 via inhibition of its histone methyl-binding ability. Represses the expression of a number of SPIN1-regulated genes and the SPIN1-mediated activation of the Wnt signaling pathway. Can also inhibit the histone methyl-binding abilities of SPIN2A, SPIN2B, SPIN3 and SPIN4 (PubMed:29061846).</p> <p>[UniProtKB/Swiss-Prot Function]</p>

Product images:



Circular map for RC208181L4