

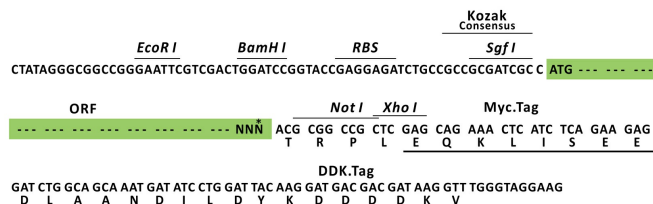
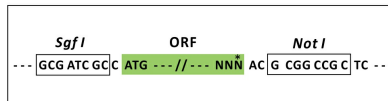
Product datasheet for RC208024L3

DIRC2 (SLC49A4) (NM_032839) Human Tagged Lenti ORF Clone

Product data:

Product Type:	Expression Plasmids
Product Name:	DIRC2 (SLC49A4) (NM_032839) Human Tagged Lenti ORF Clone
Tag:	Myc-DDK
Symbol:	SLC49A4
Synonyms:	DIRC2; RCC4
Mammalian Cell Selection:	Puromycin
Vector:	pLenti-C-Myc-DDK-P2A-Puro (PS100092)
E. coli Selection:	Chloramphenicol (34 ug/mL)
ORF Nucleotide Sequence:	The ORF insert of this clone is exactly the same as(RC208024).
Restriction Sites:	Sgfl-NotI
Cloning Scheme:	

Cloning sites used for ORF Shuttling:



* The last codon before the Stop codon of the ORF.

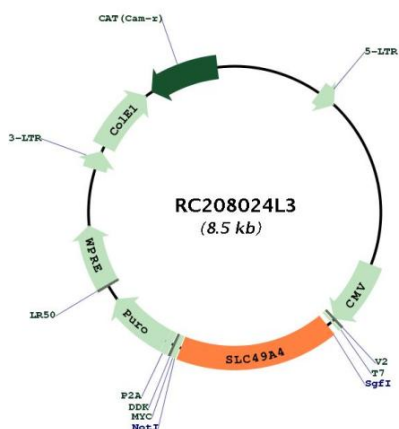
ACCN:	NM_032839
ORF Size:	1434 bp



[View online »](#)

OTI Disclaimer:	The molecular sequence of this clone aligns with the gene accession number as a point of reference only. However, individual transcript sequences of the same gene can differ through naturally occurring variations (e.g. polymorphisms), each with its own valid existence. This clone is substantially in agreement with the reference, but a complete review of all prevailing variants is recommended prior to use. More info
OTI Annotation:	This clone was engineered to express the complete ORF with an expression tag. Expression varies depending on the nature of the gene.
Components:	The ORF clone is ion-exchange column purified and shipped in a 2D barcoded Matrix tube containing 10ug of transfection-ready, dried plasmid DNA (reconstitute with 100 ul of water).
Reconstitution Method:	<ol style="list-style-type: none">1. Centrifuge at 5,000xg for 5min.2. Carefully open the tube and add 100ul of sterile water to dissolve the DNA.3. Close the tube and incubate for 10 minutes at room temperature.4. Briefly vortex the tube and then do a quick spin (less than 5000xg) to concentrate the liquid at the bottom.5. Store the suspended plasmid at -20°C. The DNA is stable for at least one year from date of shipping when stored at -20°C.
RefSeq:	NM_032839.1
RefSeq Size:	3348 bp
RefSeq ORF:	1437 bp
Locus ID:	84925
UniProt ID:	Q96SL1
Cytogenetics:	3q21.1
Protein Families:	Transmembrane
MW:	52.1 kDa
Gene Summary:	This gene encodes a membrane-bound protein from the major facilitator superfamily of transporters. Disruption of this gene by translocation has been associated with haplo-insufficiency and renal cell carcinomas. Alternatively spliced transcript variants have been described, but their biological validity has not yet been determined. [provided by RefSeq, Jul 2008]

Product images:



Circular map for RC208024L3