

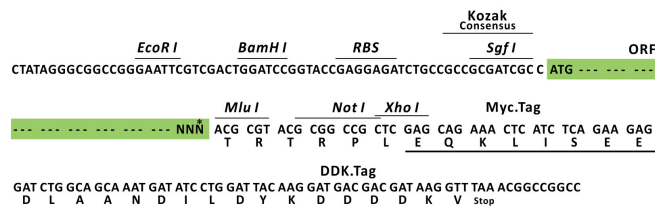
Product datasheet for RC207964L1

FOXG1 (NM_005249) Human Tagged Lenti ORF Clone

Product data:

Product Type:	Expression Plasmids
Product Name:	FOXG1 (NM_005249) Human Tagged Lenti ORF Clone
Tag:	Myc-DDK
Symbol:	FOXG1
Synonyms:	BF1; BF2; FHKL3; FKH2; FKHL1; FKHL2; FKHL3; FKHL4; FOXG1A; FOXG1B; FOXG1C; HBF-1; HBF-2; HBF-3; HBF-G2; HBF2; HFK1; HFK2; HFK3; KHL2; QIN
Mammalian Cell Selection:	None
Vector:	pLenti-C-Myc-DDK (PS100064)
E. coli Selection:	Chloramphenicol (34 ug/mL)
ORF Nucleotide Sequence:	The ORF insert of this clone is exactly the same as(RC207964).
Restriction Sites:	SgfI-MluI
Cloning Scheme:	

Cloning sites used for ORF Shuttling:



* The last codon before the Stop codon of the ORF.

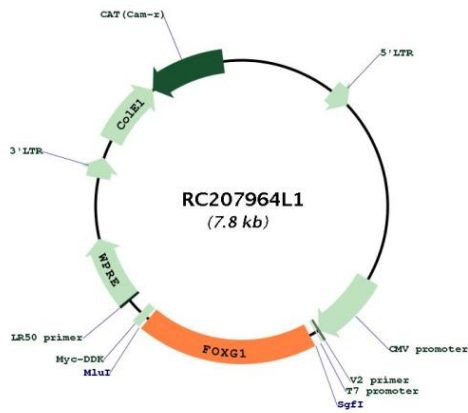
ACCN:	NM_005249
ORF Size:	1467 bp



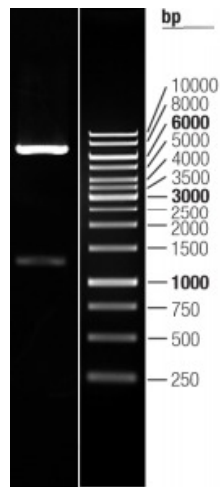
[View online >](#)

OTI Disclaimer:	The molecular sequence of this clone aligns with the gene accession number as a point of reference only. However, individual transcript sequences of the same gene can differ through naturally occurring variations (e.g. polymorphisms), each with its own valid existence. This clone is substantially in agreement with the reference, but a complete review of all prevailing variants is recommended prior to use. More info
OTI Annotation:	This clone was engineered to express the complete ORF with an expression tag. Expression varies depending on the nature of the gene.
Components:	The ORF clone is ion-exchange column purified and shipped in a 2D barcoded Matrix tube containing 10ug of transfection-ready, dried plasmid DNA (reconstitute with 100 ul of water).
Reconstitution Method:	<ol style="list-style-type: none">1. Centrifuge at 5,000xg for 5min.2. Carefully open the tube and add 100ul of sterile water to dissolve the DNA.3. Close the tube and incubate for 10 minutes at room temperature.4. Briefly vortex the tube and then do a quick spin (less than 5000xg) to concentrate the liquid at the bottom.5. Store the suspended plasmid at -20°C. The DNA is stable for at least one year from date of shipping when stored at -20°C.
RefSeq:	NM_005249.3
RefSeq Size:	2600 bp
RefSeq ORF:	1470 bp
Locus ID:	2290
UniProt ID:	P55316
Cytogenetics:	14q12
Domains:	FH
Protein Families:	Druggable Genome, Transcription Factors
MW:	52.2 kDa
Gene Summary:	This locus encodes a member of the fork-head transcription factor family. The encoded protein, which functions as a transcriptional repressor, is highly expressed in neural tissues during brain development. Mutations at this locus have been associated with Rett syndrome and a diverse spectrum of neurodevelopmental disorders defined as part of the FOXG1 syndrome. This gene is dysregulated in many types of cancer and is the target of multiple microRNAs that regulate the proliferation of tumor cells. [provided by RefSeq, Jul 2020]

Product images:



Circular map for RC207964L1



Double digestion of RC207964L1 using SgfI-MluI