

Product datasheet for RC207612

PEX1 (NM_000466) Human Tagged ORF Clone

Product data:

Product Type:	Expression Plasmids
Product Name:	PEX1 (NM_000466) Human Tagged ORF Clone
Tag:	Myc-DDK
Symbol:	PEX1
Synonyms:	HMLR1; PBD1A; PBD1B; ZWS; ZWS1
Mammalian Cell Selection:	Neomycin
Vector:	pCMV6-Entry (PS100001)
E. coli Selection:	Kanamycin (25 ug/mL)
ORF Nucleotide Sequence:	>RC207612 ORF sequence Red=Cloning site Blue=ORF Green=Tags(s)

CTATAGGGCGCCGGGAATTCGTCGACTGGATCCGGTACCGAGGAGATCTGCCGCCGCGATCGCCGGCGC
GCC

ATGTGGGGCAGCGATCGCCTGGCGGGTGTGGGGAGGCGGGCGGCAGTGACTGTGGCCTTCACCAACG
CTCGCGACTGCTCCTCCACCTGCCGGCGTCTCGTGGCCAGCTGCATCTGCTGCAGAATCAAGCTAT
AGAAGTGGTCTGGAGTACCAGCCTGCATTCTTGAGCTGGTGGAAAGGCAGGCATTTTAGTGATCAAGGT
GAAAATGTGGCTGAAATTAACAGACAAGTTGGTCAAAAATTGGACTCTCAAATGGGGGACAGGTATTTT
TCAAGCCATGTTCCCATGTGGTATCTTGTCAACAAGTTGAGGTGGAACCCCTCTCAGCAGATGATTGGGA
GATACTGGAGCTGCATGCTGTTCCCTTGAACAACATCTTCTAGATCAAATTCGAATAGTTTTTCCAAAA
GCCATTTTTCTGTTTGGGTTGATCAACAACGTACATATTTATCCAAATGTTGCACTAATACCAGCTG
CCTCTTATGGAAGGCTGGAACTGACACCAAACCTCTTATTCAGCCAAAGACACGCCGAGCCAAAGAGAA
TACATTTTCAAAGCTGATGCTGAATATAAAAACTTCATAGTTATGGAAGAGACCAGAAAGGAATGATG
AAAGAACTTCAAACCAAGCAACTCAGTCAAATACTGTGGGAATCACTGAATCTAATGAAAACGAGTCAG
AGATCCAGTTGACTCATCATCAGTAGCAAGTTTATGGACTATGATAGGAAGCATTTTTCTTTCAATC
TGAGAAGAAACAAGAGACATCTTGGGGTTAACTGAAATCAATGCATTCAAAAATATGCAGTCAAAGTT
GTTCTCTAGACAATATTTTCAGAGTAGCAAATCTCAACCTCTAGTATATATAACCGTCAGCAACCT
CTGTTTTTCATAAACACTGTGCCATTGATGATTTCCATGGGACCAGGAATATTTTGATGTAGAGCCGAG
CTTTACTGTGACATATGGAAGCTAGTTAAGCTACTTTCTCAAAGCAACAGCAAAGTAAAAACAAAACA
AATGTGTATCACCTGAAAAAGAGAAGCAGATGTCAGAGCCACTAGATCAAAAAAAATAGGTCAGATC
ATAATGAAGAAGATGAGAAGGCTGTGTGCTACAAGTAGTCTGGAATGGACTTGAAGAATTGAACAAATGC
CATCAAATATACCAAAAATGTAGAAGTTCTCCATCTTGGGAAAGTCTGGATTCCAGATGACCTGAGGAAG
AGACTAAATATAGAAATGCATGCCGTAGTCAGGATAACTCCAGTGAAGTTACCCCTAAAATTCAGAT
CTCTAAAGTTACAACCTAGAGAGAATTTACCTAAAGACATAAGTGAAGAAGACATAAAAACTGTATTTTA
TTCATGGCTACAGCAGTCTACTACCACCATGCTCCTTTGGTAATATCAGAGGAAGAATTTATTAAGCTG



[View online »](#)

GAAACTAAAGATGGACTGAAGGAATTTCTCTGAGTATAGTTCATTCTTGGGAAAAAGAAAAAGATAAAA
ATATTTTTCTGTTGAGTCCCAATTTGCTGCAGAAGACTACAATACAAGTCCTTCTAGATCCTATGGTAAA
AGAAGAAAACAGTGAGGAAATGACTTTATTCTTCTTTTTAAAGCTGAGCTCTTTGGGAGGAGTGAAT
TCCTTAGGCGTATCCTCCTTGGAGCACATCACTCACAGCCTCCTGGGACGCCCTTTGTCTCGGCAGCTGA
TGTCTCTGTTGCAGGACTTAGGAATGGAGCTTTTTACTCACAGGAGGAAAGGGAAGTGGAAAAACAAC
TTTAGCCAAAGCAATCTGTAAGAAGCATTGACAACTGGATGCCCATGTGGAGAGAGTTGACTGTAAA
GCTTTACGAGGAAAAAGGCTTGAAAACATACAAAAACCCTAGAGGTGGCTTTCTCAGAGGCAGTGTGA
TGCAGCCATCTGTTGCCTGCTGGATGACCTTGACCTCATTGCTGGACTGCCTGCTGTCCCGAACATGA
GCACAGTCTGATGCGGTGCAGAGCCAGCGCTTGTCTATGCTTTGAATGATATGATAAAAAGAGTTTATC
TCCATGGGAAGTTTGGTTGCACTGATTGCCACAAGTCAGTCTCAGCAATCTCTACATCCTTTACTTGTTT
CTGCTCAAGGAGTTCACATATTTCACTGCGTCCACACATTGACCTCCTAATCAGGAACAAAGATGTGA
AATTCTGTGTAATGTAATAAAAAATAAATTGGACTGTGATATAAACAAGTTCACCGATCTTGACCTGCAG
CATGTAGCTAAAGAACTGGAGGTTTGTGGCTAGAGATTTTACAGTACTTGTGGATCGAGCCATACATT
CTCGACTCTCTGTCAGAGTATATCCACCAGAGAAAAATTAGTTTTAACAACTGGACTTCCAAAAGGC
TCTCCGGGATTTCTTCTGCGTCTTTGCGAAGTGTCAACCTGCATAAACCTAGAGACTGGGTTGGGAC
AAGATTGGTGGGTACATGAAGTTAGGCAGATACTCATGGATACTATCCAGTTACCTGCCAAGTATCCAG
AATTATTTGCAAACTTGCCCATACGACAAGAACAGGAATACTGTTGTATGGTCCGCCTGGAACAGGAAA
AACCTTAGCTGGGTAATTGACAGGAGAGTGAATGAATTTATAAGTGTCAAGGGGCCAGAGTTA
CTCAGCAAATACATTGGAGCAAGTGAACAAGCTGTTCCGGATATTTTTATTAGAGCACAGGCTGCAAAGC
CCTGCATCTTTCTTTGATGAATTTGAATCCATTGCTCCTCGGCGGGTTCATGATAACAGGAGTTAC
AGACCGAGTAGTTAACAGTGTGCTGACTCAGTTGGATGGAGTGAAGGCTTACAGGTTGTTATGTATTG
GCTGCTACTAGTCGCCCTGACTTGATTGACCCTGCCCTGCTTAGGCCTGGTCGACTAGATAAATGTGAT
ACTGTCCTCCTGATCAGGTGTCACGTCTTGAATTTTAAATGTCTCAGTACTCTACTCTGCTGCTG
AGATGATGTTGACCTTACGATGTAGCATCAGTAACTGACTCCTTTACTGGAGCTGATCTGAAAGCTTTA
CTTACAATGCCAATTGGAGGCCTTACATGGAATGCTGCTCAGTGGACTCCAGGATGGAAAGTTCCA
GCTCTGATAGTGACCTAAGTCTGTCTTCAATGGTCTTTCTTAACCATAGCAGTGGCTCTGACGATTCAGC
TGGAGATGGAGAATGTGGCTTAGATCAGTCCCTTGTCTTTAGAGATGTCGAGATCCTTCCAGATGAA
TCAAAATCAATATGTACCGCTCTACTTTGGAAGCTCTTATGAATCAGAACTGGAAATGGAACCTCTT
CTGATTTGAGCTCAATGTCTCTGACCAAGCTCCATGACTCAGGATTTGCCTGGAGTTCTGGGAA
AGACCAGTTGTTTTACAGCCTCCAGTGTAAAGGACAGCTTACAAGAGGTTGCCAAGAACTTACACAA
GAACAAAGAGATCAACTGAGGCAGATATCAGTATTATCAAAGGCAGATACCGGAGCCAAAGTGGAGAGG
ACGAATCCATGAACCAACCAGGACCAATCAAACCCAGACTGGCTATTAGTCAGTCACATTTAATGACTGC
ACTTGGTCACACAAGACCATCCATTAGTGAAGATGACTGGAAGAATTTGCTGAGCTATATGAAAGCTTT
CAAAATCCAAAGAGGAGAAAAATCAAAGTGAACAATGTTTCGACCTGGACAGAAAGTAACTTTAGCA

AGCGGACCGACGCGTACGCGGCCGCTCGAGCAGAACTCATCTCAGAAGAGGATCTGGCAGCAAATGATATCC
TGGATTACAAGGATGACGACGATAAGGTTTAA

Protein Sequence: >RC207612 protein sequence
 Red=Cloning site Green=Tags(s)

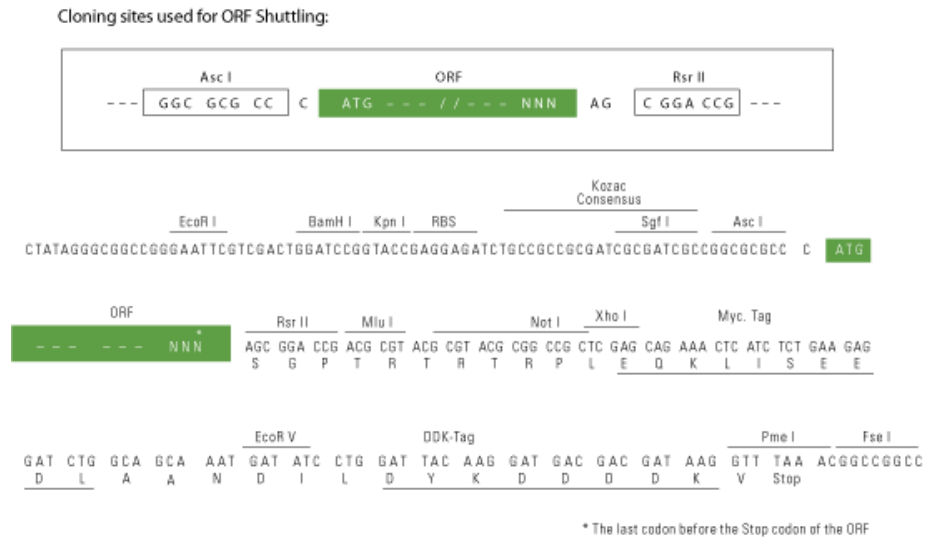
MWGS DRLAGAGGGGA AVTVAF TNARD CFLHLPRRLVAQLHLLQNQAIEV VWSHQPAFLSWVEGRHFS DQG
 ENVAEINRQV GQKLGLSNGGQVFLKPCSHV VSCQQVEVEPLSADDWEILELHAVSLEQHLLDQIRIVFPK
 AIFPVVVDQQT YIFIQIVALIPAASYGRLETDKLLIQPKTRRAKENTFSKADAEYKKLHSYGRDQKGM
 KELQTKQLQSNTV GITESNENESEIPV DSSVASLWMTIGSIFSFQSEKKQETSWGLTEINAFKNMQSKV
 VPLDNIFRVCKSQPPSIYNASATSVFHKHCAIHVFPWDQEYFDVEPSFTV TYGKLVKLLSPKQQQSKTKQ
 NVLSPEKEKQ MSEPLDQKKIRSDHNEEDEKACVLQV VWNLEELNNAIKYTKNVEVLHLGKVWIPDDL
 RLNIEMHAVVRITPVEVTPKIPRSLKLPRENLPKDI SEEDIKTVFYSWLQQSTT TMLPLVISEEEFIKL
 ETKDGLKEFSLSI VHSWEKEKDKNIFLLSPNLLQKTTIQVLLDPMVKEENSEEIDFILPFLKSSLGGVN
 SLGVSSLEHITHSLLGRPLSRQLMSLVAGLRNGALLL TGGKSGKSTLAKAICKEAFDKLDAHVERVDCK
 ALRGKRENIQKTL EAVFSEAVWMQPSVLLDDLDLIAGLPVPEHEHSPDAVQSQR LAHALNDMIKEFI
 SMGSLVALIATSQS QSLHPLL VSAQGVHIFQCVQHIQPPNQEQRCEILCNV IKNKLDCCDINKFTDLDLQ
 HVAKETGGFVARDFTVLDRAIHSRLSRQSI STREKLVLTTLDFQKALRGFLPASLRSVNLHKPRDLGWD
 KIGGLHEVRQILMDTIQ LPAKYPELFANLPIRQRTGILLYGP PGTKTLLAGVIARESRMNFISVKGP
 ELLSKYIGASEQAVRDI FIRAQA AKPCILFFDEFESIAPRRGHDNTGVTD RYVNVQLLTQLDGEGLQGVYV
 AATSRPDLIDPALLRPGRLDKCVYCPPPDQVSRLEILNVLSDSLPLADDVLDQHVASVTDSTFGADLKAL
 LYNAQLEALHGMLLSSGLQDGS SSSDLSLSSMVFLNHSSGSDSAGDGECLDQSLV SLEMSEILPDE
 SKFNMRYLYFGSSYESELNGTSSDLSQCL SAPSSMTQDLPGVPGKDQLFSQPPVLR TASQEGCQELTQ
 EQRDQLRADISIIKGRYRSQSGEDES MNQPGPIKTRLAISQSHLMTALGHTRPSI SEDDWKNFAELYESF
 QNPKRRKNQSGTMFRPGQKVTLA

SGPTRTRPLEQKLI SEEDLAANDILDYKDDDDKV

Chromatograms: https://cdn.origene.com/chromatograms/mk6851_b07.zip

Restriction Sites: AscI-RsrII

Cloning Scheme:

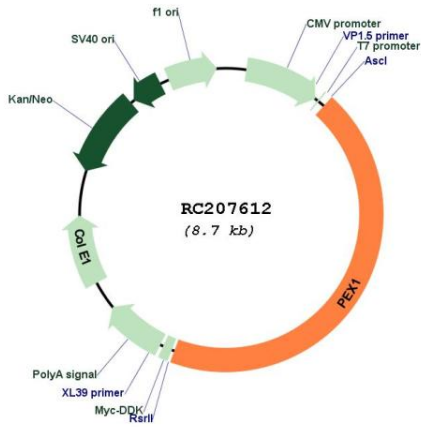


ACCN: NM_000466


ORF Size: 3849 bp

OTI Disclaimer:	The molecular sequence of this clone aligns with the gene accession number as a point of reference only. However, individual transcript sequences of the same gene can differ through naturally occurring variations (e.g. polymorphisms), each with its own valid existence. This clone is substantially in agreement with the reference, but a complete review of all prevailing variants is recommended prior to use. More info
OTI Annotation:	This clone was engineered to express the complete ORF with an expression tag. Expression varies depending on the nature of the gene.
Components:	The ORF clone is ion-exchange column purified and shipped in a 2D barcoded Matrix tube containing 10ug of transfection-ready, dried plasmid DNA (reconstitute with 100 ul of water).
Reconstitution Method:	<ol style="list-style-type: none">1. Centrifuge at 5,000xg for 5min.2. Carefully open the tube and add 100ul of sterile water to dissolve the DNA.3. Close the tube and incubate for 10 minutes at room temperature.4. Briefly vortex the tube and then do a quick spin (less than 5000xg) to concentrate the liquid at the bottom.5. Store the suspended plasmid at -20°C. The DNA is stable for at least one year from date of shipping when stored at -20°C.
RefSeq:	NM_000466.1 , NP_000457.1
RefSeq Size:	4390 bp
RefSeq ORF:	3852 bp
Locus ID:	5189
UniProt ID:	O43933
Cytogenetics:	7q21.2
Domains:	AAA, AAA
Protein Families:	Druggable Genome
MW:	142.9 kDa
Gene Summary:	This gene encodes a member of the AAA ATPase family, a large group of ATPases associated with diverse cellular activities. This protein is cytoplasmic but is often anchored to a peroxisomal membrane where it forms a heteromeric complex and plays a role in the import of proteins into peroxisomes and peroxisome biogenesis. Mutations in this gene have been associated with complementation group 1 peroxisomal disorders such as neonatal adrenoleukodystrophy, infantile Refsum disease, and Zellweger syndrome. Alternatively spliced transcript variants have been found for this gene. [provided by RefSeq, Sep 2013]

Product images:



Circular map for RC207612



Western blot validation of overexpression lysate (Cat# [LY424700]) using anti-DDK antibody (Cat# [TA50011-100]). Left: Cell lysates from untransfected HEK293T cells; Right: Cell lysates from HEK293T cells transfected with RC207612 using transfection reagent MegaTran 2.0 (Cat# [TT210002]).