

## Product datasheet for **RC207568**

### RNF41 (NM\_194358) Human Tagged ORF Clone

#### Product data:

Product Type:	Expression Plasmids
Product Name:	RNF41 (NM_194358) Human Tagged ORF Clone
Tag:	Myc-DDK
Symbol:	RNF41
Synonyms:	FLRF; NRDP1; SBB103
Mammalian Cell Selection:	Neomycin
Vector:	pCMV6-Entry (PS100001)
E. coli Selection:	Kanamycin (25 ug/mL)
ORF Nucleotide Sequence:	>RC207568 ORF sequence Red=Cloning site Blue=ORF Green=Tags(s)

TTTTGTAATACGACTCACTATAGGGCGGCCGGAATTCGTCGACTGGATCCGGTACCGAGGAGATCTGCC  
GCC**CGATCGCC**

ATGGGGTATGATGTAACCCGTTTCCAGGGGATGTTGACGAAGATCTTATCTGCCCTATTTGCAGTGGAG  
TCTTGGAGGAGCCAGTACAGGCACCTCATTGTGAACATGCTTTCTGCAACGCCTGCATCACCCAGTGTT  
CTCTCAGCAACAGACATGTCCAGTGGACCGTAGTGTGTGACGGTCGCCCATCTGCGCCAGTACCTCGG  
ATCATGCGGAACATGTTGTCAAAGCTGCAGATTGCCTGTGACAACGCTGTGTTCCGGCTGTAGTGCCGTTG  
TCCGGCTTGACAACCTCATGTCTCACCTCAGCGACTGTGAGCACAACCCGAAGCGCCTGTGACCTGTGA  
ACAGGGCTGTGGCCTGGAGATGCCCAAAGATGAGCTGCCAACCATAACTGCATTAAGCACCTGCGCTCA  
GTGGTACAGCAGCAGACACGCATCGCAGAGCTGGAGAAGACGTCAGCTGAACACAAACACAGCTGG  
CGGAGCAGAAGCGAGACATCCAGCTGCTAAAGGCATACATGCGTGCAATCCGCAGTGTCAACCCCAACCT  
TCAGAACCTGGAGGAGACAATTGAATACAACGAGATCCTAGAGTGGGTGAACTCCCTTCAGCCAGCAAGA  
GTGACCCGCTGGGGAGGGATGATCTCGACTCCTGATGTGTGCTCCAGGCTGTAATCAAGCGCTCCCTGG  
TGGAGAGTGGCTGTCTGCTTCTATTGTCAACGAGCTGATTGAAAATGCCACGAGCGTAGCTGGCCCCA  
GGTCTGGCCACACTAGAGACTAGACAGATGAACCGACGCTACTATGAGAACTACGTGGCCAAGCGCATC  
CCTGGCAAGCAGGCTGTTGTGTCGTGATGGCCTGTGAGAACCGACACATGGGGGATGACATGGTGAAGAGC  
CAGGCCTTGTCATGATATTTGCGCATGGCGTGAAGAGATA

**ACGCGT**ACGCGGCCGCTCGAGCAGAACTCATCTCAGAAGAGGATCTGGCAGCAAATGATATCCTGGATT  
ACAAGGATGACGACGATAAGGTTTAA



[View online »](#)

**Protein Sequence:** >RC207568 protein sequence  
Red=Cloning site Green=Tags(s)

MGYDVTRFQGDVDEDLICPICSGVLEEPVQAPHCEHAFNCACITQWFSQQQTCPVDRSVVTV AHLRPVPR  
 IMRNMLSKLQIACDNAVFGCSAVVRLDNLMSHLSDCEHNPKRPVTC EQCGLEMPKDELPNHNCKHLRS  
 VVQQQQTTRIAELEKTS AEHKKQLAEQKRDIQLLKAYMRAIRSVNPNLQNL EETIEYNEILEWVNSLQPAR  
 VTRWGGMISTPDAVLQAVIKRSLVESGCPASIVNELIENAHERSWPQGLATLETRQMNRYYENYVAKRI  
 PGKQAVVVMACENQHMGDDMVQEPGLVMIFAHGVVEI

TRTRPLEQKLISEEDLAANDILDYKDDDDKV

**Chromatograms:** [https://cdn.origene.com/chromatograms/mk6336\\_a05.zip](https://cdn.origene.com/chromatograms/mk6336_a05.zip)

**Restriction Sites:** SgfI-MluI

**Cloning Scheme:**

Cloning sites used for ORF Shuttling:



\* The last codon before the Stop codon of the ORF

**ACCN:** NM\_194358

**ORF Size:** 954 bp

**OTI Disclaimer:** The molecular sequence of this clone aligns with the gene accession number as a point of reference only. However, individual transcript sequences of the same gene can differ through naturally occurring variations (e.g. polymorphisms), each with its own valid existence. This clone is substantially in agreement with the reference, but a complete review of all prevailing variants is recommended prior to use. [More info](#)

**OTI Annotation:** This clone was engineered to express the complete ORF with an expression tag. Expression varies depending on the nature of the gene.

**Components:** The ORF clone is ion-exchange column purified and shipped in a 2D barcoded Matrix tube containing 10ug of transfection-ready, dried plasmid DNA (reconstitute with 100 ul of water).

**Reconstitution Method:**

1. Centrifuge at 5,000xg for 5min.
2. Carefully open the tube and add 100ul of sterile water to dissolve the DNA.
3. Close the tube and incubate for 10 minutes at room temperature.
4. Briefly vortex the tube and then do a quick spin (less than 5000xg) to concentrate the liquid at the bottom.
5. Store the suspended plasmid at -20°C. The DNA is stable for at least one year from date of shipping when stored at -20°C.

**RefSeq Size:** 5420 bp

**RefSeq ORF:** 741 bp

**Locus ID:** 10193

**UniProt ID:** [Q9H4P4](#)

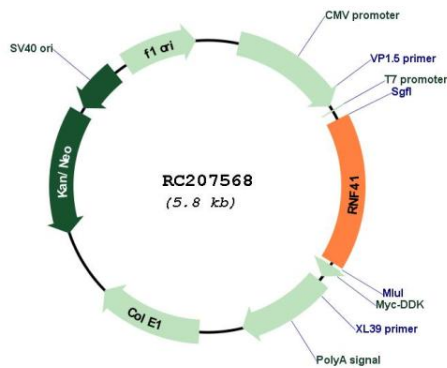
**Cytogenetics:** 12q13.3

**Protein Pathways:** Endocytosis

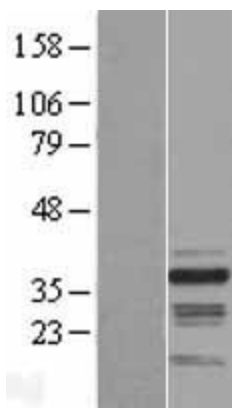
**MW:** 35.9 kDa

**Gene Summary:** This gene encodes an E3 ubiquitin ligase. The encoded protein plays a role in type 1 cytokine receptor signaling by controlling the balance between JAK2-associated cytokine receptor degradation and ectodomain shedding. Alternative splicing results in multiple transcript variants. [provided by RefSeq, Jun 2011]


### Product images:



Circular map for RC207568



Western blot validation of overexpression lysate (Cat# [LY405109]) using anti-DDK antibody (Cat# [TA50011-100]). Left: Cell lysates from untransfected HEK293T cells; Right: Cell lysates from HEK293T cells transfected with RC207568 using transfection reagent MegaTran 2.0 (Cat# [TT210002]).



Coomassie blue staining of purified RNF41 protein (Cat# [TP307568]). The protein was produced from HEK293T cells transfected with RNF41 cDNA clone (Cat# RC207568) using MegaTran 2.0 (Cat# [TT210002]).