

## Product datasheet for **RC207448**

### ZCCHC9 (NM\_032280) Human Tagged ORF Clone

#### Product data:

Product Type:	Expression Plasmids
Product Name:	ZCCHC9 (NM_032280) Human Tagged ORF Clone
Tag:	Myc-DDK
Symbol:	ZCCHC9
Synonyms:	PPP1R41
Mammalian Cell Selection:	Neomycin
Vector:	pCMV6-Entry (PS100001)
E. coli Selection:	Kanamycin (25 ug/mL)
ORF Nucleotide Sequence:	>RC207448 ORF sequence Red=Cloning site Blue=ORF Green=Tags(s)

TTTTGTAATACGACTCACTATAGGGCGGCCGGAATTCGTCGACTGGATCCGGTACCGAGGAGATCTGCC  
GCC**CGATCGCC**

ATGACCAGGTGGGCCGAGTTAGTACCACATATAACAAGAGAGCCTTGCCTGCAACATCATGGGAGGACA  
TGAAGAAGGGATCCTTTGAGGGAACAAGCCAAAACCTACCAAAGCGTAACAACCTGAAGCCAATAGGCT  
ATCCCTCAAAAATGATGCACCCCAAGCAAAACATAAAAAGAACAAAAAGAAAAAGAGTACTTAAATGAA  
GATGTGAATGGATTCATGAATACCTAAGACAGAATTCACAGATGGTTCACAATGGGCAAATATAGCAA  
CAGACAGTGAGGAAGTAAGGGAAGAAATTCAGTTGCTTTAAAGAAAGACAGTCGACGGGAAGGAAGAAG  
ATTA AAAAGACAAGCGGCAAGAAAAATGCAATGGTGTGTTCCATTGTAGAAAACCTGGTCATGGAATT  
GCAGATTGCCCGCTGCCCTGAAAATCAAGACATGGGCACTGGGATATGTTACAGGTGTGGTCCACAG  
AGCACGAAATAACCAAGTGAAGGCTAAAGTAGACCCGGCTCTTGGCGAATTTCCCTTTTGCAAAAATGTTT  
TGTTTGTGGAGAAATGGGACACCTGTCTAGATCTGTCTGATAATCCCAAAGGACTCTATGCTGATGGT  
GGCGGTTGCAAATTTGTGGCTCTGTGGAACATTTAAAGAAAGATTGCCCTGAAAGTCAGAATTCAGAGC  
GAATGGTCACAGTTGGTCGCTGGCAAGGGAATGAGTGCAGACTATGAAGAAATTTTGGATGTACCTAA  
ACCGCAAAAACCAAAAACAAAAATACCTAAAGTTGTTAATTTT

**ACGCGT**ACGCGGCCGCTCGAGCAGAAACTCATCTCAGAAGAGGATCTGGCAGCAAATGATATCCTGGATT  
ACAAGGATGACGACGATAAGGTTTAA



[View online »](#)

**Protein Sequence:** >RC207448 protein sequence  
Red=Cloning site Green=Tags(s)

MTRWARVSTTYNKRALPATSWEDMKKGSFEGTSQNLPKRKQLEANRLSLKNDAPQAKHKKKKEYLNE  
 DVNGFMEYLRQNSQMVHNGQIIATDSEEVREEIAVALKKDSRREGRRLLKRQAAKKNAMVCFHCRKPGHGI  
 ADCPAALLENQDMGTGICYRCGSTEHEITKCKAKVDPALGEPFAKCFVCGEMGHLRSRCPDNPGLYADG  
 GGCKLCGSVEHLKKDCPESQNSERMVTVGRWAKGMSADYEEILDVPKPQPKTKIPKVVNF

TRTRPLEQKLISEEDLAANDILDYKDDDDKV

**Chromatograms:** [https://cdn.origene.com/chromatograms/mk6336\\_f06.zip](https://cdn.origene.com/chromatograms/mk6336_f06.zip)

**Restriction Sites:** SgfI-MluI

**Cloning Scheme:**

Cloning sites used for ORF Shuttling:



\* The last codon before the Stop codon of the ORF

**ACCN:** NM\_032280

**ORF Size:** 813 bp

**OTI Disclaimer:** The molecular sequence of this clone aligns with the gene accession number as a point of reference only. However, individual transcript sequences of the same gene can differ through naturally occurring variations (e.g. polymorphisms), each with its own valid existence. This clone is substantially in agreement with the reference, but a complete review of all prevailing variants is recommended prior to use. [More info](#)

**OTI Annotation:** This clone was engineered to express the complete ORF with an expression tag. Expression varies depending on the nature of the gene.

**Components:** The ORF clone is ion-exchange column purified and shipped in a 2D barcoded Matrix tube containing 10ug of transfection-ready, dried plasmid DNA (reconstitute with 100 ul of water).

**Reconstitution Method:**

1. Centrifuge at 5,000xg for 5min.
2. Carefully open the tube and add 100ul of sterile water to dissolve the DNA.
3. Close the tube and incubate for 10 minutes at room temperature.
4. Briefly vortex the tube and then do a quick spin (less than 5000xg) to concentrate the liquid at the bottom.
5. Store the suspended plasmid at -20°C. The DNA is stable for at least one year from date of shipping when stored at -20°C.

**RefSeq:** [NM\\_032280.2](#)

**RefSeq Size:** 1802 bp

**RefSeq ORF:** 816 bp

**Locus ID:** 84240

**UniProt ID:** [Q8N567](#)

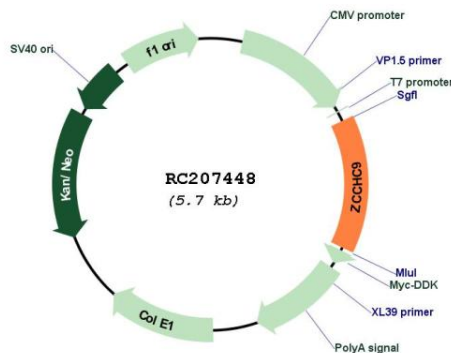
**Cytogenetics:** 5q14.1

**Domains:** zf-CCHC

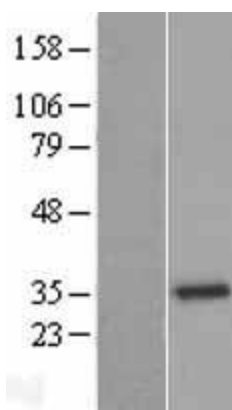
**MW:** 30.5 kDa

**Gene Summary:** May down-regulate transcription mediated by NF-kappa-B and the serum response element. [UniProtKB/Swiss-Prot Function]

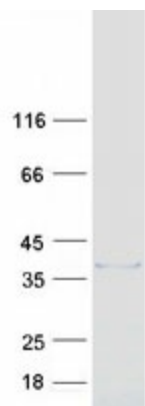
## Product images:



Circular map for RC207448



Western blot validation of overexpression lysate (Cat# [LY427369]) using anti-DDK antibody (Cat# [TA50011-100]). Left: Cell lysates from untransfected HEK293T cells; Right: Cell lysates from HEK293T cells transfected with [RC225370] using transfection reagent MegaTran 2.0 (Cat# [TT210002]).



Coomassie blue staining of purified ZCCHC9 protein (Cat# [TP307448]). The protein was produced from HEK293T cells transfected with ZCCHC9 cDNA clone (Cat# RC207448) using MegaTran 2.0 (Cat# [TT210002]).