

## Product datasheet for **RC207110**

### ACYP1 (NM\_001107) Human Tagged ORF Clone

#### Product data:

**Product Type:** Expression Plasmids  
**Product Name:** ACYP1 (NM\_001107) Human Tagged ORF Clone  
**Tag:** Myc-DDK  
**Symbol:** ACYP1  
**Synonyms:** ACYPE  
**Mammalian Cell Selection:** Neomycin  
**Vector:** pCMV6-Entry (PS100001)  
**E. coli Selection:** Kanamycin (25 ug/mL)  
**ORF Nucleotide Sequence:** >RC207110 ORF sequence  
Red=Cloning site Blue=ORF Green=Tags(s)

TTTTGTAATACGACTCACTATAGGGCGGCCGGAATTCGTCGACTGGATCCGGTACCGAGGAGATCTGCC  
GCC**CGATCGCC**

ATGGCAGAAGGAAACACCCTGATATCAGTGGATTATGAAATTTTGGGAAGGTGCAAGGGGTGTTTTTC  
GTAAGCATACTCAGGCTGAGGGTAAAAAGCTGGGATTGGTAGGCTGGGTCCAGAACACTGACCGGGCAC  
AGTGCAAGGACAATTGCAAGGTCCCATCTCCAAGGTGCGTCATATGCAGGAATGGCTTGAAACAAGAGGA  
AGTCCTAAATCACACATCGACAAAGCAAACCTTCAACAATGAAAAAGTCATCTTGAAGTTGGATTACTCAG  
ACTTCCAATTGTA AAA

**ACGCGT**ACGCGGCCGCTCGAGCAGAACTCATCTCAGAAGAGGATCTGGCAGCAAATGATATCCTGGATT  
ACAAGGATGACGACGATAAGGTTTAA

**Protein Sequence:** >RC207110 protein sequence  
Red=Cloning site Green=Tags(s)  
MAEGNTLISVDYEIFGKVQGVVFRKHTQAEKKLGLVGWVQNTDRGTVQGQLQGPISKVRHMQEWLETRG  
SPKSHIDKANFNNEKVILKLDYSDFQIVK

**TR**TRPLEQKLISEEDLAANDILDYKDDDDKV

**Chromatograms:** [https://cdn.origene.com/chromatograms/mk6334\\_g08.zip](https://cdn.origene.com/chromatograms/mk6334_g08.zip)

**Restriction Sites:** SgfI-MluI



[View online »](#)

**Cloning Scheme:**


**ACCN:** NM\_001107

**ORF Size:** 297 bp

**OTI Disclaimer:** The molecular sequence of this clone aligns with the gene accession number as a point of reference only. However, individual transcript sequences of the same gene can differ through naturally occurring variations (e.g. polymorphisms), each with its own valid existence. This clone is substantially in agreement with the reference, but a complete review of all prevailing variants is recommended prior to use. [More info](#)

**OTI Annotation:** This clone was engineered to express the complete ORF with an expression tag. Expression varies depending on the nature of the gene.

**Components:** The ORF clone is ion-exchange column purified and shipped in a 2D barcoded Matrix tube containing 10ug of transfection-ready, dried plasmid DNA (reconstitute with 100 ul of water).

- Reconstitution Method:**
1. Centrifuge at 5,000xg for 5min.
  2. Carefully open the tube and add 100ul of sterile water to dissolve the DNA.
  3. Close the tube and incubate for 10 minutes at room temperature.
  4. Briefly vortex the tube and then do a quick spin (less than 5000xg) to concentrate the liquid at the bottom.
  5. Store the suspended plasmid at -20°C. The DNA is stable for at least one year from date of shipping when stored at -20°C.

**RefSeq:** [NM\\_001107.5](#)

**RefSeq Size:** 621 bp

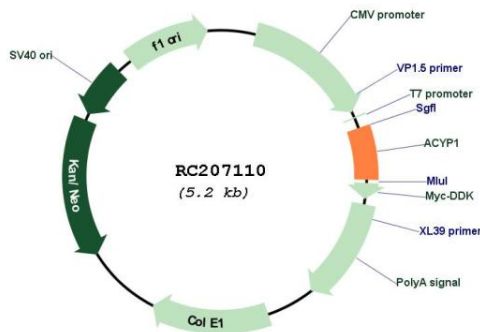
**RefSeq ORF:** 300 bp

**Locus ID:** 97


**UniProt ID:** [P07311](#)  
**Cytogenetics:** 14q24.3  
**Domains:** Acylphosphatase  
**Protein Pathways:** Pyruvate metabolism  
**MW:** 11.3 kDa

**Gene Summary:** This gene is a member of the acylphosphatase family. The encoded protein is a small cytosolic enzyme that catalyzes the hydrolysis of the carboxyl-phosphate bond of acylphosphates. Two isoenzymes have been isolated and described based on their tissue localization: erythrocyte (common) type acylphosphatase encoded by this gene, and muscle type acylphosphatase. Alternative splicing results in multiple transcript variants. [provided by RefSeq, Oct 2014]


### Product images:



Circular map for RC207110



Western blot validation of overexpression lysate (Cat# [LY420125]) using anti-DDK antibody (Cat# [TA50011-100]). Left: Cell lysates from untransfected HEK293T cells; Right: Cell lysates from HEK293T cells transfected with RC207110 using transfection reagent MegaTran 2.0 (Cat# [TT210002]).



Coomassie blue staining of purified ACYP1 protein (Cat# [TP307110]). The protein was produced from HEK293T cells transfected with ACYP1 cDNA clone (Cat# RC207110) using MegaTran 2.0 (Cat# [TT210002]).