

## Product datasheet for **RC207081**

### **TDRD3 (NM\_030794) Human Tagged ORF Clone**

#### **Product data:**

Product Type:	Expression Plasmids
Product Name:	TDRD3 (NM_030794) Human Tagged ORF Clone
Tag:	Myc-DDK
Symbol:	TDRD3
Mammalian Cell Selection:	Neomycin
Vector:	pCMV6-Entry (PS100001)
E. coli Selection:	Kanamycin (25 ug/mL)



[View online »](#)

**ORF Nucleotide  
Sequence:**

>RC207081 ORF sequence  
 Red=Cloning site Blue=ORF Green=Tags(s)

TTTTGTAATACGACTCACTATAGGGCGGCCGGAATTCGTCGACTGGATCCGGTACCGAGGAGATCTGCC  
 GCC**CGCATCGCC**

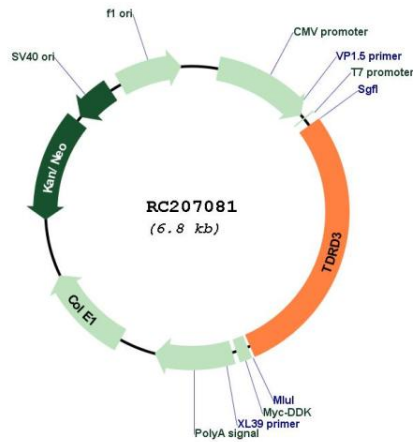
ATGCTGCGATTACAGATGACTGATGGTCATATAAGTTGCACAGCAGTAGAATTTAGTTATATGTCAAAA  
 TAAGCCTGAACACACCACCTGGAACATAAGTTAAGCTCTCAGGCATTGTTGACATAAAAAATGGATTCTT  
 GCTCTTGAATGACTCTAACACCACAGTTCTTGGTGGTGAAGTGAACACCTTATTGAGAAATGGGAGTTA  
 CAGAGAAGCTTATCAAAACACAATAGAAGCAATATTGGAAGTGAAGTGGACCACCGCCTTTTGTGCCTT  
 TTGGACAGAAGTGTGTATCTCATGTCCAAGTGGATAGCAGAGAAGTTGATCGAAGAAAAACATTGCAAGT  
 TACAATGCCTGTCAAACCTACAATGATAATGATGAATTTGAAAAGCAAAGGACGGCTGCTATTGCTGAA  
 GTTGCAAAGAGCAAGGAAACCAAGACATTTGGAGGAGTGGTGGTGGTGTAGAGTAATCTCAATATGA  
 ATGCTGCTGGTAACCGAAATAGGGAAGTTTACAGAAAAGAAAAGTCAACCAAATCAGAGGGAAAACATGA  
 AGGTGTCTATAGAGAAGTGGTTGATGAGAAAGCTCTGAAGCACATAACGGAAATGGGCTTCAGTAAGGAA  
 GCATCGAGGCAAGCTCTTATGGATAATGGCAACAACCTAGAAGCAGCACTGAACGTACTTCTTACAAGCA  
 ATAAACAGAAACCTGTTATGGGTCTCCTCTGAGAGGTAGAGGAAAAGGACAGGGGCGAATAAGATCTGA  
 AGATGAAGAGGACCTGGGAAATGCAAGGCCATCAGCACCACAGCATTATTTGATTTCTTGGAAATCTAAA  
 ATGGGAACTTTGAATGTGGAAGAACCTAAATCACAGCCACAGCAGCTTCATCAGGGAACAATACAGATCAT  
 CAAATACTGAGCAAAATGGAGTAAAAGATAATAATCATCTGAGACATCCTCCTCGAAATGATACCAGGCA  
 GCCAAGAAATGAAAAACCGCCTCGTTTTCAAAGAGACTCCCAAAATCAAAGTCAGTTTTAGAAGGCAGT  
 GGATTACCTAGAAATAGAGTTCTGAAAGACCAAGTACTTCTTCAGTATCTGAAGTATGGGCTGAAGACA  
 GAATCAAATGTGATAGACCGTATTCTAGATATGACAGAAGTAAAGATACTTCATATCCTTTAGTTCTCA  
 GCATAGTGATGGTCTTTTTAAAAAAGAGATAACTCTATGCAAAGCAGATCAGGAAAAGTCCCTCCTTT  
 GCAGAGGCAAAAGAAAATCCACTTCTCAAGGATCTGTAGATTATAATAATCAAAAACGTGAAAAAGAG  
 AAAGCCAAACATCTATTCCTGATTATTTTTATGACAGGAAATCACAAACAATAAATAATGAAGCTTTCAG  
 TGGTATAAAAAATGAAAAACATTTTAAATGTAATACTGATTATCAGAAATCCAGTTCGAAGTAAATAGTTTC  
 ATGGTGTTCCAAATGGAGAAGTAGAAATGCCACTGAAAGGAAGACGAATAGGACCTATTAAGCCAGCAG  
 GACCTGTCACAGCTGTACCCTGTGATGATAAAATATTTTACAATAGTGGGCCAAACGAAGATCTGGGCC  
 AATTAAGCCAGAAAAAATACTAGAATCATCTATTCCTATGGAGTATGCAAAAATGTGAAACCTGGAGAT  
 GAATGTTTTGCACCTTTATTGGGAAGACAACAAGTTTTACCGGCAGAAGTTGAAGCCCTCCATTCTCGG  
 GTATGACAGCAGTTGTTAAATTCATTGACTACGGAAACTATGAAGAGGTGCTACTGAGCAATATCAAGCC  
 CATTCAAACAGAGGCATGGGAGGAAGAAGGCACCTACGATCAAACCTCGGAGTCCGTAGGGGAGGTGAT  
 GGCCAGCCAAGACGATCCACTCGGCCAACCCAACAGTTTTACCAACCACCCCGGGCTCGGAAC

**ACGCGT**ACGCGGCCGCTCGAGCAGAAACTCATCTCAGAAGAGGATCTGGCAGCAATGATATCCTGGATT  
 ACAAGGATGACGACGATAAGGTTTAA




<b>Components:</b>	The ORF clone is ion-exchange column purified and shipped in a 2D barcoded Matrix tube containing 10ug of transfection-ready, dried plasmid DNA (reconstitute with 100 ul of water).
<b>Reconstitution Method:</b>	<ol style="list-style-type: none"><li>1. Centrifuge at 5,000xg for 5min.</li><li>2. Carefully open the tube and add 100ul of sterile water to dissolve the DNA.</li><li>3. Close the tube and incubate for 10 minutes at room temperature.</li><li>4. Briefly vortex the tube and then do a quick spin (less than 5000xg) to concentrate the liquid at the bottom.</li><li>5. Store the suspended plasmid at -20°C. The DNA is stable for at least one year from date of shipping when stored at -20°C.</li></ol>
<b>RefSeq:</b>	<u>NM_030794.2</u>
<b>RefSeq Size:</b>	3029 bp
<b>RefSeq ORF:</b>	1956 bp
<b>Locus ID:</b>	81550
<b>UniProt ID:</b>	<u>Q9H7E2</u>
<b>Cytogenetics:</b>	13q21.2
<b>Domains:</b>	UBA, TUDOR
<b>Protein Families:</b>	Druggable Genome
<b>MW:</b>	73.2 kDa
<b>Gene Summary:</b>	Scaffolding protein that specifically recognizes and binds dimethylarginine-containing proteins. In nucleus, acts as a coactivator: recognizes and binds asymmetric dimethylation on the core histone tails associated with transcriptional activation (H3R17me2a and H4R3me2a) and recruits proteins at these arginine-methylated loci. In cytoplasm, may play a role in the assembly and/or disassembly of mRNA stress granules and in the regulation of translation of target mRNAs by binding Arg/Gly-rich motifs (GAR) in dimethylarginine-containing proteins. [UniProtKB/Swiss-Prot Function]


Product images:



Circular map for RC207081



Western blot validation of overexpression lysate (Cat# [LY432010]) using anti-DDK antibody (Cat# [TA50011-100]). Left: Cell lysates from untransfected HEK293T cells; Right: Cell lysates from HEK293T cells transfected with [RC228983] using transfection reagent MegaTran 2.0 (Cat# [TT210002]).



Coomassie blue staining of purified TDRD3 protein (Cat# [TP307081]). The protein was produced from HEK293T cells transfected with TDRD3 cDNA clone (Cat# RC207081) using MegaTran 2.0 (Cat# [TT210002]).