

Product datasheet for **RC207039**

NXF1 (NM_006362) Human Tagged ORF Clone

Product data:

Product Type:	Expression Plasmids
Product Name:	NXF1 (NM_006362) Human Tagged ORF Clone
Tag:	Myc-DDK
Symbol:	NXF1
Synonyms:	MEX67; TAP
Mammalian Cell Selection:	Neomycin
Vector:	pCMV6-Entry (PS100001)
E. coli Selection:	Kanamycin (25 ug/mL)



[View online »](#)

ORF Nucleotide Sequence:

>RC207039 ORF sequence
 Red=Cloning site Blue=ORF Green=Tags(s)

TTTTGTAATACGACTCACTATAGGGCGGCCGGAATTCGTCGACTGGATCCGGTACCGAGGAGATCTGCC
 GCC**CGGATCGCC**

ATGGCGGACGAGGGGAAGTCGTACAGCGAACACGATGATGAACGCGTTAATTTCCCTCAAAGAAAGAAGA
 AAGGCCGGGGTCCCTTCGGTGGAAATATGGTGAAGGAAACCGTAGGCTCTGGAAGAGCGGTTCTGGTAT
 TCGGTCTTCCCGCCTTGAGGAAGATGATGGAGATGTGGCAATGAGTGATGCCCAGGATGGTCCCGAGTA
 CGATACAACCCTATACCACCCGACCTAACCGTCGGGGTGATACTTGGCATGATCGAGATCGCATTATG
 TACTGTGCGGAGAGACAGAGCTCCTCCAGAGAGAGGAGGGGCTGGCACCAGCCAGGATGGGACCTCAA
 GAACTGGTTCAAGATTACAATTCCTTATGGCAGAAAGTATGACAAGGCATGGCTCCTGAGCATGATTGAG
 AGCAAGTGCAGTGTGCCCTTACCCTATTGAGTTTCACTATGAGAATACACGGGCCAGTTCTTCGTTG
 AAGACGCCAGTACTGCCTCTGCATTGAAGGCTGTCAACTATAAGATTTTGGATCGGGAGAACCGAAGGAT
 ATCTATCATCATCAACTTCTGCTCCACCCACACTATACTGAATGAAGTGAAGCCAGAACAAGTAGAA
 CAGCTAAAGCTGATCATGAGCAAACGATACGATGGCTCCCAACAAGCCCTTGACCTCAAAGGCCTCCGTT
 CAGACCCAGATTTGGTGGCCAGAACATTGACGTTGTCCTGAATCGCAGAAGCTGTATGGCAGCTACCC
 GAGGATCATTGAAGAGAACATCCCTGAGCTATTGTCTTGAACCTGAGCAACAACAGGCTGTACAGGCTG
 GATGACATGTCTAGCATTGTTGAGAAGGCCAACCTGAAGATCCTAAACCTTTCTGGAATGAATTGA
 AGTCTGAGCGGGAATTGGACAAGATAAAGGGGCTGAAGCTAGAAGAGCTCTGGCTCGATGGAACCTCCCT
 GTGTGACACCTCCGAGACCAGTCCACCTACATCAGCGCCATTCGCGAACGATTTCCAAGTTACTACGC
 CTGGATGGCCATGAGTACCCCAACCAATTGCCTTGTGTTGAAGCCCCACGACGTTACCGCCCTGCA
 AGGGAAGCTATTTGGAACAGAAAACCTGAAGAGTCTGGTCTTGCACCTTCTGCAACAGTACTATGCAAT
 TTACGACTCTGGAGACCGACAAGGGCTCCTGGATGCCTACCATGATGGGGCTGCTGTTCCCTGAGCATT
 CCTTTCATTCTCAGAACCCTGCCCGAAGCAGCTTAGCCGAGATTTTCAAGGATAGCAGAAATGTGAAGA
 AGCTTAAAGACCCTACCTTGCAGTTCGGCTGCTGAAGCACACGCGTCTCAACGTTGTTGCCTTCTCAA
 TGAGTTGCCAAAACCCAGCAGCAGTCAATTCCTTCTGGTAGACATAAGCGCCAGACAAGCACATTG
 CTGTGTTTTCTGTCAATGGAGTCTTCAAGGAAGTGGACGAAAGTCCCGGATTCTTTCGAGCCTTCA
 CCCGGACATTCTGCTGTTCTGCTAGCAATTCAGGGCTATGTATTGTAATGATGAGCTATTTGTGCG
 GAATGCCAGTTCTGAAGAGATCCAAAGAGCCTTCGCTATGCCTGCACCCACGCTTCTCCAGCCCGGTG
 CCCACCCTCTCTCAGAGCAGCAGGAAATGTTGCAAGCATTCTCTACCCAGTCTGGCATGAACCTCGAGT
 GGTCCCAGAAGTGCCTTACAGACAACAACCTGGGACTACACCAGATCTGCCAGGCCTTCACTCATCTCAA
 GGCCAAGGGCGAGATCCAGAAGTGGCATTTCATGAAG

AG**CGGACCG**ACGCGTACGCGGCCGCTCGAGCAGAAAACCTCATCTCAGAAGAGGATCTGGCAGCAAATGATATCC
 TGGATTACAAGGATGACGACGATAAGGTTTAA

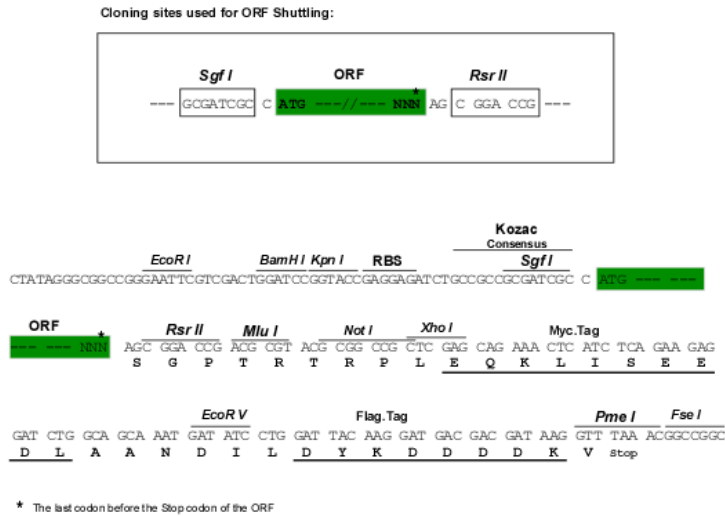
Protein Sequence:

>RC207039 protein sequence
 Red=Cloning site Green=Tags(s)

MADEGKSYSEHDDERVNFPQRKKKGRGPFWRKYGEGNRRSGRGGSGIRSSRLEEDDGDVAMSDAQDQPRV
 RYNPYTTRPNRRGDTWHRDRIHVTVRRDRAPPERGGAGTSQDGTSKNWFKITIPYGRKYDKAWLLSMIQ
 SKCSVPFTPIEFHYENTRAQFFVEDASTASALKAVNYKILDRENRRISIIINSSAPPHTILNELKPEQVE
 QLKLMISKRYDGSQQALDLKGLRSDPDLVAQNIDVVLNRRSCMAATLRIIEENIPELLSLNLSNNRLYRL
 DDMSSIVQKAPNLKILNLSGNELKSERELDKIKGLKLEELWLDGNSLCDTFRDQSTYISAIRERFPKLLR
 LDGHELPPPIAFDVEAPTTLPPCKGSYFTENLKSLLVHFLQYYAIYDSGDRQGLLDAYHDGACCSLSI
 PFIPQNPARRSLAEYFKDSRNVKCLKDPTLRFRLKHLNVAFLNELPKTQHDVNSFVVDISAQSTSL
 LCFVNGVFKEVDGKSRDSLRAFTRTFIAPASNSGLCIVNDELFRNASSEIQRAFAMPAPTSSSPV
 PTLSPQQEMLQAFSTQSGMNLWSQKCLQDNNDYTRSAQAFTHLKAKGEIPEVAFMK

SGPTRTRPLEQKLI SEEDLAANDILDYKDDDDK**V**

Chromatograms: https://cdn.origene.com/chromatograms/mk6186_a07.zip
Restriction Sites: SgfI-RsrII
Cloning Scheme:



ACCN: NM_006362

ORF Size: 1857 bp

OTI Disclaimer: The molecular sequence of this clone aligns with the gene accession number as a point of reference only. However, individual transcript sequences of the same gene can differ through naturally occurring variations (e.g. polymorphisms), each with its own valid existence. This clone is substantially in agreement with the reference, but a complete review of all prevailing variants is recommended prior to use. [More info](#)

OTI Annotation: This clone was engineered to express the complete ORF with an expression tag. Expression varies depending on the nature of the gene.

Components: The ORF clone is ion-exchange column purified and shipped in a 2D barcoded Matrix tube containing 10ug of transfection-ready, dried plasmid DNA (reconstitute with 100 ul of water).

Reconstitution Method:

1. Centrifuge at 5,000xg for 5min.
2. Carefully open the tube and add 100ul of sterile water to dissolve the DNA.
3. Close the tube and incubate for 10 minutes at room temperature.
4. Briefly vortex the tube and then do a quick spin (less than 5000xg) to concentrate the liquid at the bottom.
5. Store the suspended plasmid at -20°C. The DNA is stable for at least one year from date of shipping when stored at -20°C.

RefSeq: [NM_006362.5](#)

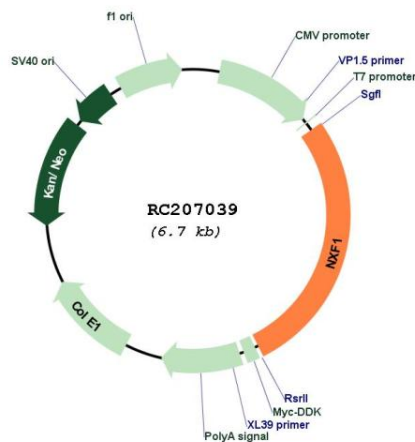
RefSeq Size: 2346 bp

RefSeq ORF: 1860 bp

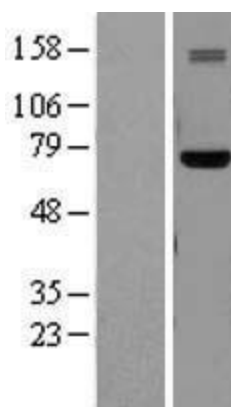
Locus ID: 10482
UniProt ID: [Q9UBU9](#)
Cytogenetics: 11q12.3
Domains: LRR, NTF2, TAP_C
MW: 70.2 kDa

Gene Summary: This gene is one member of a family of nuclear RNA export factor genes. Common domain features of this family are a noncanonical RNP-type RNA-binding domain (RBD), 4 leucine-rich repeats (LRRs), a nuclear transport factor 2 (NTF2)-like domain that allows heterodimerization with NTF2-related export protein-1 (NXT1), and a ubiquitin-associated domain that mediates interactions with nucleoporins. The LRRs and NTF2-like domains are required for export activity. Alternative splicing seems to be a common mechanism in this gene family. The encoded protein of this gene shuttles between the nucleus and the cytoplasm and binds in vivo to poly(A)⁺ RNA. It is the vertebrate homologue of the yeast protein Mex67p. The encoded protein overcomes the mRNA export block caused by the presence of saturating amounts of CTE (constitutive transport element) RNA of type D retroviruses. Alternative splicing results in multiple transcript variants. [provided by RefSeq, Jul 2008]

Product images:



Circular map for RC207039



Western blot validation of overexpression lysate (Cat# [LY401913]) using anti-DDK antibody (Cat# [TA50011-100]). Left: Cell lysates from untransfected HEK293T cells; Right: Cell lysates from HEK293T cells transfected with RC207039 using transfection reagent MegaTran 2.0 (Cat# [TT210002]).