

Product datasheet for RC206799

TAF A1 (NM_213609) Human Tagged ORF Clone

Product data:

Product Type: Expression Plasmids
Product Name: TAF A1 (NM_213609) Human Tagged ORF Clone
Tag: Myc-DDK
Symbol: TAF A1
Synonyms: FAM19A1; TAF A-1
Mammalian Cell Selection: Neomycin
Vector: pCMV6-Entry (PS100001)
E. coli Selection: Kanamycin (25 ug/mL)
ORF Nucleotide Sequence: >RC206799 ORF sequence
 Red=Cloning site Blue=ORF Green=Tags(s)

TTTTGTAATACGACTCACTATAGGGCGGCCGGAATTCGTCGACTGGATCCGGTACCGAGGAGATCTGCC
 GCC**CGATCGCC**

ATGGCAATGGTCTCTGCGATGTCCTGGGTCTGTATTTGTGGATAAGTGCTTGTGCAATGCTACTCTGCC
 ATGGATCCCTTCAGCACACTTTCCAGCAGCATCACCTGCACAGACCAGAAGGAGGGACGTGTGAAGTGAT
 AGCAGCACACCGATGTTGTAACAAGAATCGATTGAGGAGCGGTCAAAACAGTAAAGTGTCTGTCTA
 CCTGGAAAAGTGGCTGGAACAACAAGAAACCGCCTTCTTGCCTCGATGCCTCCATAGTGATTGGGAAAT
 GGTGGTGTGAGATGGAGCCTTGCTAGAAGGAGAAGAATGTAAGACACTCCCTGACAATTCTGGATGGAT
 GTGCGCAACAGGCAACAAAATTAAGACCACGAGAATTCACCCAAGAACC

ACGCGTACGCGGCCGCTCGAGCAGAACTCATCTCAGAAGAGGATCTGGCAGCAAATGATATCCTGGATT
 ACAAGGATGACGACGATAAGGTTTAA

Protein Sequence: >RC206799 protein sequence
 Red=Cloning site Green=Tags(s)
 MAMVSAMSWVLYLWISACAMLLCHGSLQHTFQQHHLHRPEGGTCEVIAAHRCCNKNRIEERSQTVKCSCL
 PGKVAGTTRNRPSCVDASIVIGKWWCEMEPCLEGECKTLPDNSGWMCATGNKIKTTRIHPRT

TRTRPLEQKLISEEDLAANDILDYKDDDDKV

Chromatograms: https://cdn.origene.com/chromatograms/mk6360_h01.zip

Restriction Sites: SgfI-MluI

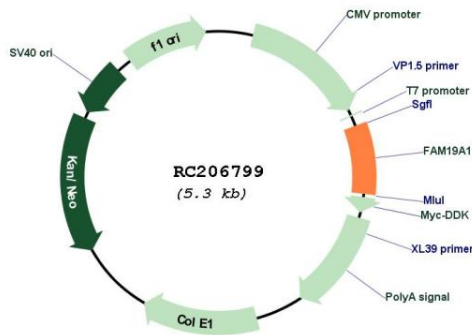


View online »

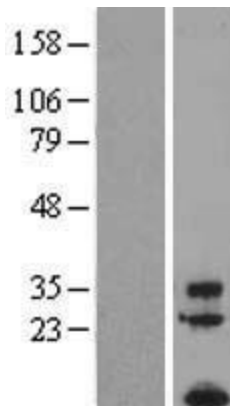
Cytogenetics: 3p14.1
Protein Families: Secreted Protein, Transmembrane
MW: 14.9 kDa

Gene Summary: This gene is a member of the TAF1 family which is composed of five highly homologous genes that encode small secreted proteins. These proteins contain conserved cysteine residues at fixed positions, and are distantly related to MIP-1alpha, a member of the CC-chemokine family. The TAF1 proteins are predominantly expressed in specific regions of the brain, and are postulated to function as brain-specific chemokines or neurokinins that act as regulators of immune and nervous cells. [provided by RefSeq, Jul 2008]


Product images:



Circular map for RC206799



Western blot validation of overexpression lysate (Cat# [LY403887]) using anti-DDK antibody (Cat# [TA50011-100]). Left: Cell lysates from untransfected HEK293T cells; Right: Cell lysates from HEK293T cells transfected with RC206799 using transfection reagent MegaTran 2.0 (Cat# [TT210002]).



Coomassie blue staining of purified TAF1 protein (Cat# [TP306799]). The protein was produced from HEK293T cells transfected with TAF1 cDNA clone (Cat# RC206799) using MegaTran 2.0 (Cat# [TT210002]).