OriGene Technologies, Inc.
9620 Medical Center Drive, Ste 200
Rockville, MD 20850, US
Phone: +1-888-267-4436
https://www.origene.com
techsupport@origene.com
EU: info-de@origene.com
CN: techsupport@origene.cn

Product datasheet for RC206797

FAM131C (NM_182623) Human Tagged ORF Clone

Product data:

Product Type:	Expression Plasmids
Product Name:	FAM131C (NM_182623) Human Tagged ORF Clone
Tag:	Myc-DDK
Symbol:	FAM131C
Synonyms:	C1orf117
Mammalian Cell Selection:	Neomycin
Vector:	pCMV6-Entry (PS100001)
E. coli Selection:	Kanamycin (25 ug/mL)

ORF Nucleotide Sequence:

>RC206797 ORF sequence
Red=Cloning site Blue=ORF Green=Tags(s)

TTTTGTAATACGACTCACTATAGGGCGGCCGGGAATTCGTCGACTGGATCCGGTACCGAGGAGATCTGCC
GCCGCGATCGCC

ATGGGCTCCTGCGTGTCGCGAGACCTGTTCACAAGTGCCCACAAGAACTGCCCCATGCCCCAGGGTGCGG
ACCCCTTGAACCCAGATCTGCCCTCGGGCCGCACTCCCACCGTGGCTCCAGACTGTGTCATTGGCAAGGA
CAAACAGATGGATTTCTGTTGGGATCCTTGGCAGAGGTGCTTCCAGACCACCAACGGCTACCTGTCCGAC
TCCAGGTCCCGCCCCGGCAACTACAACGTGGCAGCCCTGGCCACCTCGTCCCTTGTGGGGGTGGTGCAGA
GCATCAAGGACCACATCACAAAGCCCACGGCCATGGCCCAAGGCCGCGTGGCCCACCTCATCGAGTGGAA
GGGCTGGAGTGCCCAGCGGGCAGGCTGGGAGCTGTCCCCAGCTGAGGATGAGCATTACTGCTGCCTCCCG
GATGAGCTGCGTGAGGCCCGCTTTGCTGCAGGGGTCGCCGAGCAGTTTGCCATCACAGAGGCCACACTGA
GCGCTTGGTCCTCGCTGGACGAAGAGGAGCTGCACCCCGAGAACAGCCCCCAGGGCATCGTCCAGCTCCA
AGATCTGGAGAGCATCTACCTTCAGGACAGCCTTCCCAGTGGCCCCTCACAGGATGACAGCCTTCAGGCC
TTCTCCTCGCCCAGCCCCTCCCCTGACAGCTGTCCCTCACCTGAGGACCCCCCCAGCACCGCTGGCATCC
CGCAGCCCCCCAGCCCAGAGCTGCAGCATCGGCGGCGGCTGCCCGGGGCCCAAGGACCCGAGGGTGGGAC
CCACCCCCCGGGCTCCCTCCCCTCCATGGACAGCGGCTCCCTCTGGGAGGAGGACGAGGTGTTCTATAAC

ACGCGTACGCGGCCGCTCGAGCAGAAACTCATCTCAGAAGAGGATCTGGCAGCAAATGATATCCTGGATT
ACAAGGATGACGACGATAAGGTTTAA

This product is to be used for laboratory only. Not for diagnostic or therapeutic use.
©2023 OriGene Technologies, Inc., 9620 Medical Center Drive, Ste 200, Rockville, MD 20850, US

View online »

Protein Sequence:

>RC206797 protein sequence
Red=Cloning site Green=Tags(s)

MGSCVSRDLFTSAHKNCPMPQGADPLNPDLPSGRTPTVAPDCVIGKDKQMDFCWDPWQRCFQTTNGYLSD
SRSRPGNYNVAALATSSLVGVVQSIKDHITKPTAMAQGRVAHLIEWKGWSAQRAGWELSPAEDEHYCCLP
DELREARFAAGVAEQFAITEATLSAWSSLDEEELHPENSPQGIVQLQDLESIYLQDSLPSGPSQDDSLQA
FSSPSPSPDSCPSPEDPPSTAGIPQPPSPELQHRRRLPGAQGPEGGTHPPGSLPSMDSGSLWEEDEVFYN

TRTRPLEQKLISEEDLAANDILDYKDDDDKV

Chromatograms: https://cdn.origene.com/chromatograms/mk6330_b02.zip

Restriction Sites: SgfI-MluI

Cloning Scheme:

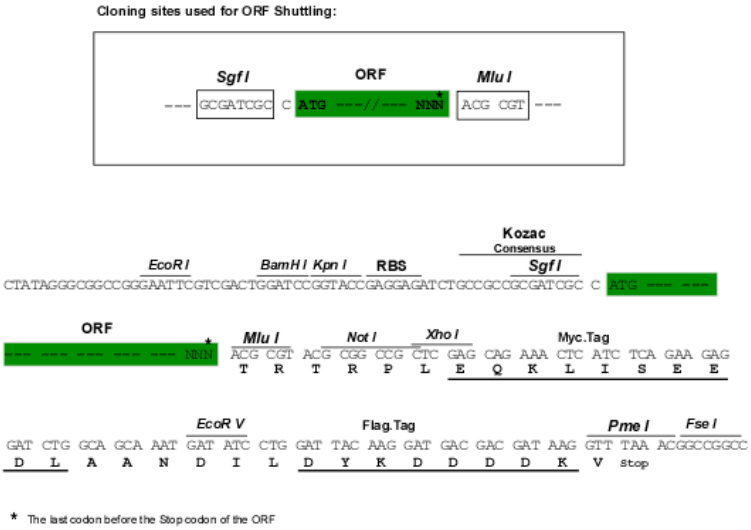

ACCN: NM_182623

ORF Size: 840 bp

OTI Disclaimer: The molecular sequence of this clone aligns with the gene accession number as a point of reference only. However, individual transcript sequences of the same gene can differ through naturally occurring variations (e.g. polymorphisms), each with its own valid existence. This clone is substantially in agreement with the reference, but a complete review of all prevailing variants is recommended prior to use. More info

OTI Annotation: This clone was engineered to express the complete ORF with an expression tag. Expression varies depending on the nature of the gene.

Components: The ORF clone is ion-exchange column purified and shipped in a 2D barcoded Matrix tube containing 10ug of transfection-ready, dried plasmid DNA (reconstitute with 100 ul of water).

This product is to be used for laboratory only. Not for diagnostic or therapeutic use.
©2023 OriGene Technologies, Inc., 9620 Medical Center Drive, Ste 200, Rockville, MD 20850, US

Reconstitution Method: 1. Centrifuge at 5,000xg for 5min.
2. Carefully open the tube and add 100ul of sterile water to dissolve the DNA.
3. Close the tube and incubate for 10 minutes at room temperature.
4. Briefly vortex the tube and then do a quick spin (less than 5000xg) to concentrate the liquid at the bottom.
5. Store the suspended plasmid at -20°C. The DNA is stable for at least one year from date of shipping when stored at -20°C.

RefSeq: NM_182623.1, NP_872429.1

RefSeq Size: 1732 bp

RefSeq ORF: 843 bp

Locus ID: 348487

UniProt ID: Q96AQ9

Cytogenetics: 1p36.13

MW: 30.4 kDa

Product images:

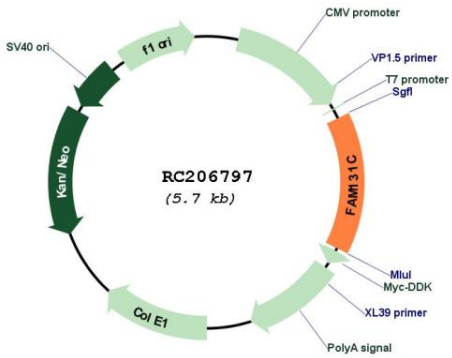

Circular map for RC206797

This product is to be used for laboratory only. Not for diagnostic or therapeutic use.
©2023 OriGene Technologies, Inc., 9620 Medical Center Drive, Ste 200, Rockville, MD 20850, US

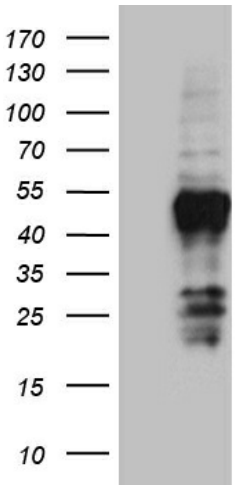

HEK293T cells were transfected with the pCMV6-ENTRY control (Cat# [PS100001], Left lane) or pCMV6-ENTRY FAM131C (Cat# RC206797, Right lane) cDNA for 48 hrs and lysed. Equivalent amounts of cell lysates (5 ug per lane) were separated by SDS-PAGE and immunoblotted with anti-FAM131C (Cat# [TA810704])(1:2000). Positive lysates [LY405463] (100ug) and [LC405463] (20ug) can be purchased separately from OriGene.

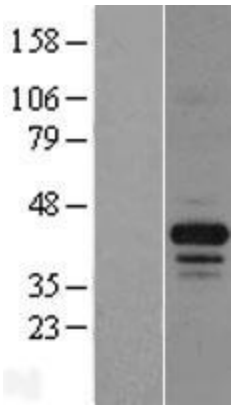

Western blot validation of overexpression lysate (Cat# [LY405463]) using anti-DDK antibody (Cat# [TA50011-100]). Left: Cell lysates from un-transfected HEK293T cells; Right: Cell lysates from HEK293T cells transfected with RC206797 using transfection reagent MegaTran 2.0 (Cat# [TT210002]).

This product is to be used for laboratory only. Not for diagnostic or therapeutic use.
©2023 OriGene Technologies, Inc., 9620 Medical Center Drive, Ste 200, Rockville, MD 20850, US