

Product datasheet for RC206788

CYB5D2 (NM_144611) Human Tagged ORF Clone

Product data:

Product Type:	Expression Plasmids
Product Name:	CYB5D2 (NM_144611) Human Tagged ORF Clone
Tag:	Myc-DDK
Symbol:	CYB5D2
Mammalian Cell Selection:	Neomycin
Vector:	pCMV6-Entry (PS100001)
E. coli Selection:	Kanamycin (25 ug/mL)
ORF Nucleotide Sequence:	>RC206788 representing NM_144611 Red=Cloning site Blue=ORF Green=Tags(s)

TTTTGTAATACGACTCACTATAGGGCGGCCGGAATTCGTCGACTGGATCCGGTACCGAGGAGATCTGCC
GCC**CGATCGCC**

ATGTTGAGGTGCGGAGGCCGTGGGCTTTTGTGGGCTGGCTGTAGCCGAGCAGCGGTAATGGCAGCAC
GGCTTATGGGCTGGTGGGGTCCCCGCGCTGGCTTTCGCTTTTCATACCGGAGGAGCTGTCTCGCTACCG
CGGCGGCCAGGGGACCCGGGCTGTACTTGGCGTTGCTCGGCCGTGTCTACGATGTGTCTCCGGCCGG
AGGCACTACGAGCCTGGTCCCCTATAGCGGCTTCGAGGCCGAGACGCATCCAGAGCTTTCGTGACCG
GGGACTGTTCTGAAGCAGGCCTCGTGGATGACGTATCCGACCTGTCAGCCGCTGAGATGCTGACACTTCA
CAATTGGCTTTTATTCTATGAGAAGAATTATGTGTGTGTTGGGAGGGTGACAGGACGGTTCTACGGAGAG
GATGGGCTGCCACCCCGCACTGACCCAGGTAGAAGCTGCGATCACCAGAGGCTTGGAGGCCAACAAC
TACAGCTGCAAGAGAAGCAGACATTCGCCCGTGAACGCGGAGTGGAGCTCAGCCAGGGGAGCCGGCT
CTGGTGTCCCAGAAGAGTGGAGGTGTGAGCAGAGACTGGATTGGCGTCCCAGGAAGCTGTATAAGCCA
GGTGCTAAGGAGCCCGCTGCGTGTGTGAGAACCACCGCCCCCTAGTGGCCAGATGCCGACAACC
CTCCACACAGAAATCGTGGGACCTGGACCACCCAACTTGGCAGAGTACACAGGCTGCCACCGCTAGC
CATCACATGCTCCTTTCACTC

ACGCGTACGCGGCCGCTCGAGCAGAAACTCATCTCAGAAGAGGATCTGGCAGCAAATGATATCCTGGATT
ACAAGGATGACGACGATAAGGTTTAA



[View online »](#)

Protein Sequence: >RC206788 representing NM_144611
Red=Cloning site Green=Tags(s)

MLRCGGRGLLLGLAVAAAAMAAARLMGWGPRAGFRLFIPPEELSRYRGGPGDPLYLALLGRVYDVSSGR
 RHYEPGSHYSGFAGRDA SRA FVTGDCSEAGLVDDVSDL SAAEML TLHNWLSFYEKNYVCVGRVTGRFYGE
 DGLPTPAL TQVEAAITRGLEANKLQLQEKQTFPPCNAEWS SARG SRLWCSQKSGGVS RDWIGVPRKLYKP
 GAKEPRCVCVVRTTGPPSGQMPDNPPHRNRGDL DHPNLA EYTGCPPLAITCSFPL

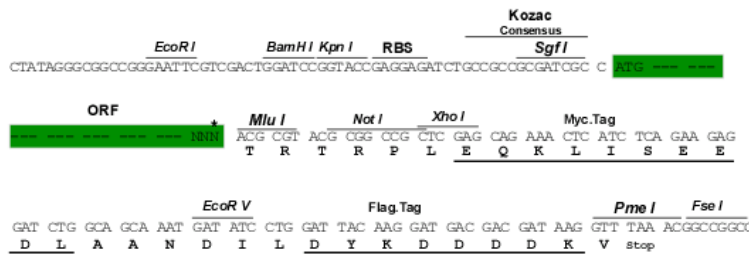
TRTRPLEQKLI SEEDLA ANDILDYKDDDDKV

Chromatograms: https://cdn.origene.com/chromatograms/ja1488_e12.zip

Restriction Sites: SgfI-MluI

Cloning Scheme:

Cloning sites used for ORF Shuttling:



* The last codon before the Stop codon of the ORF

ACCN: NM_144611

ORF Size: 792 bp

OTI Disclaimer: The molecular sequence of this clone aligns with the gene accession number as a point of reference only. However, individual transcript sequences of the same gene can differ through naturally occurring variations (e.g. polymorphisms), each with its own valid existence. This clone is substantially in agreement with the reference, but a complete review of all prevailing variants is recommended prior to use. [More info](#)

OTI Annotation: This clone was engineered to express the complete ORF with an expression tag. Expression varies depending on the nature of the gene.

Components: The ORF clone is ion-exchange column purified and shipped in a 2D barcoded Matrix tube containing 10ug of transfection-ready, dried plasmid DNA (reconstitute with 100 ul of water).

Reconstitution Method:

1. Centrifuge at 5,000xg for 5min.
2. Carefully open the tube and add 100ul of sterile water to dissolve the DNA.
3. Close the tube and incubate for 10 minutes at room temperature.
4. Briefly vortex the tube and then do a quick spin (less than 5000xg) to concentrate the liquid at the bottom.
5. Store the suspended plasmid at -20°C. The DNA is stable for at least one year from date of shipping when stored at -20°C.

RefSeq: [NM_144611.4](#)

RefSeq Size: 1971 bp

RefSeq ORF: 795 bp

Locus ID: 124936

UniProt ID: [Q8WUJ1](#)

Cytogenetics: 17p13.2

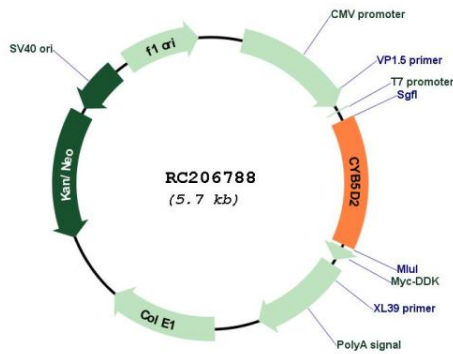
Domains: heme_1

Protein Families: Druggable Genome, Transmembrane

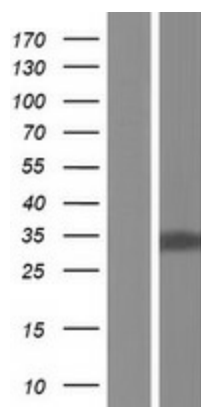
MW: 28.5 kDa

Gene Summary: Heme-binding protein which promotes neuronal but not astrocyte differentiation. [UniProtKB/Swiss-Prot Function]

Product images:



Circular map for RC206788



Western blot validation of overexpression lysate (Cat# [LY408246]) using anti-DDK antibody (Cat# [TA50011-100]). Left: Cell lysates from untransfected HEK293T cells; Right: Cell lysates from HEK293T cells transfected with RC206788 using transfection reagent MegaTran 2.0 (Cat# [TT210002]).