

## Product datasheet for RC206749

### C1orf83 (TCEANC2) (NM\_153035) Human Tagged ORF Clone

#### Product data:

**Product Type:** Expression Plasmids  
**Product Name:** C1orf83 (TCEANC2) (NM\_153035) Human Tagged ORF Clone  
**Tag:** Myc-DDK  
**Symbol:** C1orf83  
**Synonyms:** C1orf83  
**Mammalian Cell Selection:** Neomycin  
**Vector:** pCMV6-Entry (PS100001)  
**E. coli Selection:** Kanamycin (25 ug/mL)  
**ORF Nucleotide Sequence:** >RC206749 ORF sequence  
 Red=Cloning site Blue=ORF Green=Tags(s)

TTTTGTAATACGACTCACTATAGGGCGGCCGGAATTCGTCGACTGGATCCGGTACCGAGGAGATCTGCC  
 GCCCGATCGCC

ATGGATAAATTCGTCATTGCAACGCCTAGAATCCAGAATAGCCCTCAGAAGAAAGATTCTGGAGGAAAGG  
 TTTACAAGCAGGCCACGATTGAATCTCTGAAGAGAGTTGTGGTTGTAGAAGACATAAAAAGATGGAAAAC  
 TATGCTGGAGCTTCTGATCAAACCAAAGAGAATCTTGTGAAGCCTTACAAGAATTAAGAAGAAAATA  
 CCCTCCAGGGAAGTGTAAAATCAACAAGGATAGGTACACTGTGAACAAGATGCGTAAACTCAGATT  
 CAGAAGTGGCTTCTCTTCCAGAGAAGTTACTGTGAGTGGAAAACCTTACTGAAAACATTCAAATAG  
 ACCTTCTATTGAAGTTAGAAGTGATCCCAAACCGAGTCGTTGAGGAAAATGCTCAGAAATTACTCTCA  
 GAAGCCTTGAATTAAGATGGATCACCTACTGGTTGAAAATATTGAACGGGAAACGTTTCATCTCTGCT  
 CCCGCCTCATTAAATGGCCGTACCGCGGACGGTGAGAGCCCTGGTCTTACATTAAGCACCGAGCTGA  
 AATCCGGGCTCAGGTGAAGAGCGGCTCGCTGCCAGTCGGCACGTTTGTACAGACCACAAAAAG

ACGCGTACGCGGCCGCTCGAGCAGAACTCATCTCAGAAGAGGATCTGGCAGCAATGATATCCTGGATT  
 ACAAGGATGACGACGATAAGGTTTAA

**Protein Sequence:** >RC206749 protein sequence  
 Red=Cloning site Green=Tags(s)

MDKFVIRTPRIQNSPQKKDSGGKVKYQATIESLKRVVVVEDIKRWKTMLELPDQTKENLVEALQELKKKI  
 PSREVLKSTRIGHTVNKMRKHSDEVASLAREVYTEWKTFTKHSNRPSIEVRSDPKTESLRKNAQKLLS  
 EALELKMDDLLENIERETFHLCSRLINGPYRRTVRLVFTLKHRAEIRAQVKSGLPVGTFVQTHKK

TRTRPLEQKLISEEDLAANDILDYKDDDDKV



[View online »](#)

**Chromatograms:** [https://cdn.origene.com/chromatograms/mk6332\\_a06.zip](https://cdn.origene.com/chromatograms/mk6332_a06.zip)

**Restriction Sites:** SgfI-MluI

**Cloning Scheme:**



**ACCN:** NM\_153035

**ORF Size:** 624 bp

**OTI Disclaimer:** The molecular sequence of this clone aligns with the gene accession number as a point of reference only. However, individual transcript sequences of the same gene can differ through naturally occurring variations (e.g. polymorphisms), each with its own valid existence. This clone is substantially in agreement with the reference, but a complete review of all prevailing variants is recommended prior to use. [More info](#)

**OTI Annotation:** This clone was engineered to express the complete ORF with an expression tag. Expression varies depending on the nature of the gene.

**Components:** The ORF clone is ion-exchange column purified and shipped in a 2D barcoded Matrix tube containing 10ug of transfection-ready, dried plasmid DNA (reconstitute with 100 ul of water).

**Reconstitution Method:**

1. Centrifuge at 5,000xg for 5min.
2. Carefully open the tube and add 100ul of sterile water to dissolve the DNA.
3. Close the tube and incubate for 10 minutes at room temperature.
4. Briefly vortex the tube and then do a quick spin (less than 5000xg) to concentrate the liquid at the bottom.
5. Store the suspended plasmid at -20°C. The DNA is stable for at least one year from date of shipping when stored at -20°C.

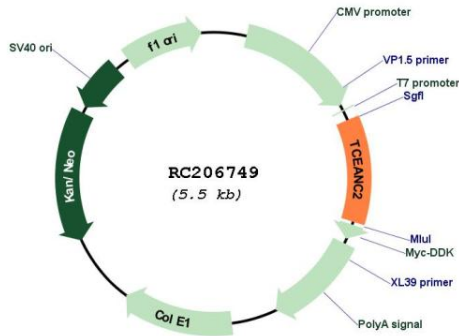
**RefSeq:** [NM\\_153035.3](#)

**RefSeq Size:** 4097 bp

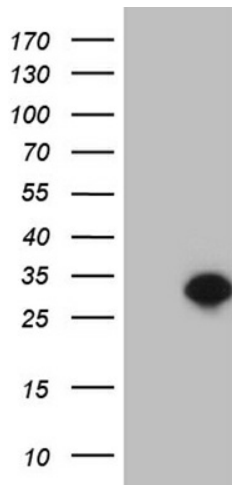
**RefSeq ORF:** 627 bp

**Locus ID:** 127428


**UniProt ID:** [Q96MN5](#)  
**Cytogenetics:** 1p32.3  
**Domains:** TFS2N  
**Protein Families:** Transcription Factors  
**MW:** 24.2 kDa

**Product images:**



Circular map for RC206749



HEK293T cells were transfected with the pCMV6-ENTRY control (Cat# [PS100001], Left lane) or pCMV6-ENTRY TCEANC2 (Cat# RC206749, Right lane) cDNA for 48 hrs and lysed. Equivalent amounts of cell lysates (5 ug per lane) were separated by SDS-PAGE and immunoblotted with anti-TCEANC2 (Cat# [TA809332])(1:2000). Positive lysates [LY407172] (100ug) and [LC407172] (20ug) can be purchased separately from OriGene.



Western blot validation of overexpression lysate (Cat# [LY407172]) using anti-DDK antibody (Cat# [TA50011-100]). Left: Cell lysates from untransfected HEK293T cells; Right: Cell lysates from HEK293T cells transfected with RC206749 using transfection reagent MegaTran 2.0 (Cat# [TT210002]).



Coomassie blue staining of purified TCEANC2 protein (Cat# [TP306749]). The protein was produced from HEK293T cells transfected with TCEANC2 cDNA clone (Cat# RC206749) using MegaTran 2.0 (Cat# [TT210002]).