OriGene Technologies, Inc.
9620 Medical Center Drive, Ste 200
Rockville, MD 20850, US
Phone: +1-888-267-4436
https://www.origene.com
techsupport@origene.com
EU: info-de@origene.com
CN: techsupport@origene.cn

Product datasheet for RC206501

PADI4 (NM_012387) Human Tagged ORF Clone

Product data:

Product Type:	Expression Plasmids
Product Name:	PADI4 (NM_012387) Human Tagged ORF Clone
Tag:	Myc-DDK
Symbol:	PADI4
Synonyms:	PAD; PAD4; PADI5; PDI4; PDI5
Mammalian Cell Selection:	Neomycin
Vector:	pCMV6-Entry (PS100001)
E. coli Selection:	Kanamycin (25 ug/mL)

View online »

This product is to be used for laboratory only. Not for diagnostic or therapeutic use.
©2024 OriGene Technologies, Inc., 9620 Medical Center Drive, Ste 200, Rockville, MD 20850, US

ORF Nucleotide Sequence:

>RC206501 ORF sequence
Red=Cloning site Blue=ORF Green=Tags(s)

TTTTGTAATACGACTCACTATAGGGCGGCCGGGAATTCGTCGACTGGATCCGGTACCGAGGAGATCTGCC
GCCGCGATCGCC

ATGGCCCAGGGGACATTGATCCGTGTGACCCCAGAGCAGCCCACCCATGCCGTGTGTGTGCTGGGCACCT
TGACTCAGCTTGACATCTGCAGCTCTGCCCCTGAGGACTGCACGTCCTTCAGCATCAACGCCTCCCCAGG
GGTGGTCGTGGATATTGCCCACAGCCCTCCAGCCAAGAAGAAATCCACAGGTTCCTCCACATGGCCCCTG
GACCCTGGGGTAGAGGTGACCCTGACGATGAAAGCGGCCAGTGGTAGCACAGGCGACCAGAAGGTTCAGA
TTTCATACTACGGACCCAAGACTCCACCAGTCAAAGCTCTACTCTACCTCACCGCGGTGGAAATCTCCCT
GTGCGCAGACATCACCCGCACCGGCAAAGTGAAGCCAACCAGAGCTGTGAAAGATCAGAGGACCTGGACC
TGGGGCCCTTGTGGACAGGGTGCCATCCTGCTGGTGAACTGTGACAGAGACAATCTCGAATCTTCTGCCA
TGGACTGCGAGGATGATGAAGTGCTTGACAGCGAAGACCTGCAGGACATGTCGCTGATGACCCTGAGCAC
GAAGACCCCCAAGGACTTCTTCACAAACCATACACTGGTGCTCCACGTGGCCAGGTCTGAGATGGACAAA
GTGAGGGTGTTTCAGGCCACACGGGGCAAACTGTCCTCCAAGTGCAGCGTAGTCTTGGGTCCCAAGTGGC
CCTCTCACTACCTGATGGTCCCCGGTGGAAAGCACAACATGGACTTCTACGTGGAGGCCCTCGCTTTCCC
GGACACCGACTTCCCGGGGCTCATTACCCTCACCATCTCCCTGCTGGACACGTCCAACCTGGAGCTCCCC
GAGGCTGTGGTGTTCCAAGACAGCGTGGTCTTCCGCGTGGCGCCCTGGATCATGACCCCCAACACCCAGC
CCCCGCAGGAGGTGTACGCGTGCAGTATTTTTGAAAATGAGGACTTCCTGAAGTCAGTGACTACTCTGGC
CATGAAAGCCAAGTGCAAGCTGACCATCTGCCCTGAGGAGGAGAACATGGATGACCAGTGGATGCAGGAT
GAAATGGAGATCGGCTACATCCAAGCCCCACACAAAACACTGCCCGTGGTCTTCGACTCTCCAAGGAACA
GAGGCCTGAAGGAGTTTCCCATCAAACGAGTGATGGGTCCAGATTTTGGCTATGTAACTCGAGGGCCCCA
AACAGGGGGTATCAGTGGACTGGACTCCTTTGGGAACCTGGAAGTGAGCCCCCCAGTCACAGTCAGGGGC
AAGGAATACCCGCTGGGCAGGATTCTCTTCGGGGACAGCTGTTATCCCAGCAATGACAGCCGGCAGATGC
ACCAGGCCCTGCAGGACTTCCTCAGTGCCCAGCAGGTGCAGGCCCCTGTGAAGCTCTATTCTGACTGGCT
GTCCGTGGGCCACGTGGACGAGTTCCTGAGCTTTGTGCCAGCACCCGACAGGAAGGGCTTCCGGCTGCTC
CTGGCCAGCCCCAGGTCCTGCTACAAACTGTTCCAGGAGCAGCAGAATGAGGGCCACGGGGAGGCCCTGC
TGTTCGAAGGGATCAAGAAAAAAAAACAGCAGAAAATAAAGAACATTCTGTCAAACAAGACATTGAGAGA
ACATAATTCATTTGTGGAGAGATGCATCGACTGGAACCGCGAGCTGCTGAAGCGGGAGCTGGGCCTGGCC
GAGAGTGACATCATTGACATCCCGCAGCTCTTCAAGCTCAAAGAGTTCTCTAAGGCGGAAGCTTTTTTCC
CCAACATGGTGAACATGCTGGTGCTAGGGAAGCACCTGGGCATCCCCAAGCCCTTCGGGCCCGTCATCAA
CGGCCGCTGCTGCCTGGAGGAGAAGGTGTGTTCCCTGCTGGAGCCACTGGGCCTCCAGTGCACCTTCATC
AACGACTTCTTCACCTACCACATCAGGCATGGGGAGGTGCACTGCGGCACCAACGTGCGCAGAAAGCCCT
TCTCCTTCAAGTGGTGGAACATGGTGCCC

AGCGGACCGACGCGTACGCGGCCGCTCGAGCAGAAACTCATCTCAGAAGAGGATCTGGCAGCAAATGATATCC
TGGATTACAAGGATGACGACGATAAGGTTTAA

This product is to be used for laboratory only. Not for diagnostic or therapeutic use.
©2024 OriGene Technologies, Inc., 9620 Medical Center Drive, Ste 200, Rockville, MD 20850, US

Protein Sequence:

>RC206501 protein sequence
Red=Cloning site Green=Tags(s)

MAQGTLIRVTPEQPTHAVCVLGTLTQLDICSSAPEDCTSFSINASPGVVVDIAHSPPAKKKSTGSSTWPL
DPGVEVTLTMKAASGSTGDQKVQISYYGPKTPPVKALLYLTAVEISLCADITRTGKVKPTRAVKDQRTWT
WGPCGQGAILLVNCDRDNLESSAMDCEDDEVLDSEDLQDMSLMTLSTKTPKDFFTNHTLVLHVARSEMDK
VRVFQATRGKLSSKCSVVLGPKWPSHYLMVPGGKHNMDFYVEALAFPDTDFPGLITLTISLLDTSNLELP
EAVVFQDSVVFRVAPWIMTPNTQPPQEVYACSIFENEDFLKSVTTLAMKAKCKLTICPEEENMDDQWMQD
EMEIGYIQAPHKTLPVVFDSPRNRGLKEFPIKRVMGPDFGYVTRGPQTGGISGLDSFGNLEVSPPVTVRG
KEYPLGRILFGDSCYPSNDSRQMHQALQDFLSAQQVQAPVKLYSDWLSVGHVDEFLSFVPAPDRKGFRLL
LASPRSCYKLFQEQQNEGHGEALLFEGIKKKKQQKIKNILSNKTLREHNSFVERCIDWNRELLKRELGLA
ESDIIDIPQLFKLKEFSKAEAFFPNMVNMLVLGKHLGIPKPFGPVINGRCCLEEKVCSLLEPLGLQCTFI
NDFFTYHIRHGEVHCGTNVRRKPFSFKWWNMVP

SGPTRTRPLEQKLISEEDLAANDILDYKDDDDKV

Chromatograms: https://cdn.origene.com/chromatograms/mk6186_h12.zip

Restriction Sites: SgfI-RsrII

Cloning Scheme:

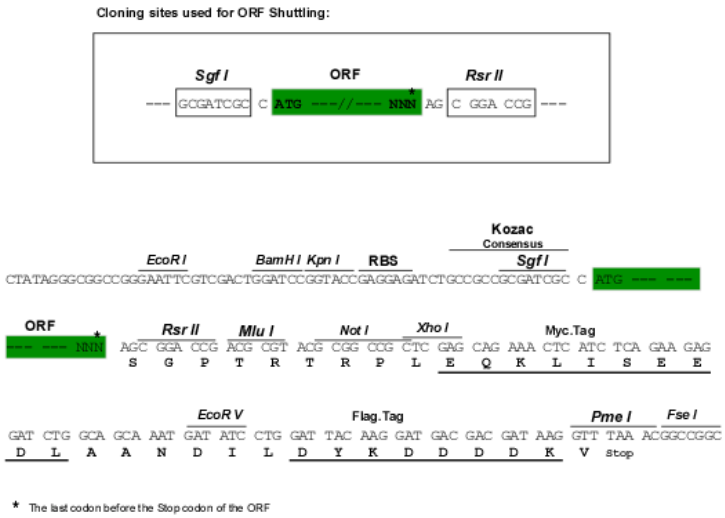

ACCN: NM_012387

ORF Size: 1989 bp

OTI Disclaimer: The molecular sequence of this clone aligns with the gene accession number as a point of reference only. However, individual transcript sequences of the same gene can differ through naturally occurring variations (e.g. polymorphisms), each with its own valid existence. This clone is substantially in agreement with the reference, but a complete review of all prevailing variants is recommended prior to use. More info

OTI Annotation: This clone was engineered to express the complete ORF with an expression tag. Expression varies depending on the nature of the gene.

Components: The ORF clone is ion-exchange column purified and shipped in a 2D barcoded Matrix tube containing 10ug of transfection-ready, dried plasmid DNA (reconstitute with 100 ul of water).

This product is to be used for laboratory only. Not for diagnostic or therapeutic use.
©2024 OriGene Technologies, Inc., 9620 Medical Center Drive, Ste 200, Rockville, MD 20850, US

Reconstitution Method:	1. Centrifuge at 5,000xg for 5min. 2. Carefully open the tube and add 100ul of sterile water to dissolve the DNA. 3. Close the tube and incubate for 10 minutes at room temperature. 4. Briefly vortex the tube and then do a quick spin (less than 5000xg) to concentrate the liquid at the bottom. 5. Store the suspended plasmid at -20°C. The DNA is stable for at least one year from date of shipping when stored at -20°C.
Note:	Plasmids are not sterile. For experiments where strict sterility is required, filtration with 0.22um filter is required.
RefSeq:	NM_012387.3
RefSeq Size:	2265 bp
RefSeq ORF:	1992 bp
Locus ID:	23569
UniProt ID:	Q9UM07
Cytogenetics:	1p36.13
Domains:	PAD
MW:	74.1 kDa
Gene Summary:	This gene is a member of a gene family which encodes enzymes responsible for the conversion of arginine residues to citrulline residues. This gene may play a role in granulocyte and macrophage development leading to inflammation and immune response. [provided by RefSeq, Jul 2008]

Product images:

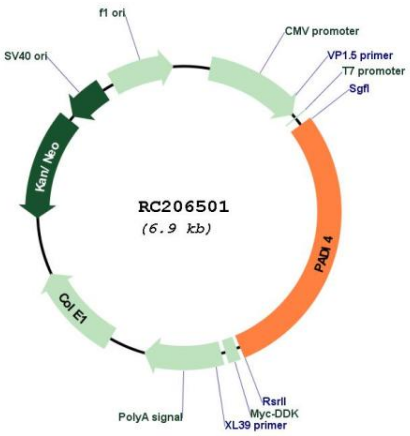

Circular map for RC206501

This product is to be used for laboratory only. Not for diagnostic or therapeutic use.
©2024 OriGene Technologies, Inc., 9620 Medical Center Drive, Ste 200, Rockville, MD 20850, US

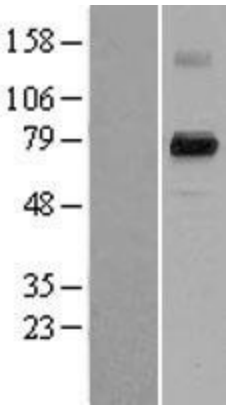

Western blot validation of overexpression lysate (Cat# [LY402202]) using anti-DDK antibody (Cat# [TA50011-100]). Left: Cell lysates from un-transfected HEK293T cells; Right: Cell lysates from HEK293T cells transfected with RC206501 using transfection reagent MegaTran 2.0 (Cat# [TT210002]).



Coomassie blue staining of purified PADI4 protein (Cat# [TP306501]). The protein was produced from HEK293T cells transfected with PADI4 cDNA clone (Cat# RC206501) using MegaTran 2.0 (Cat# [TT210002]).

This product is to be used for laboratory only. Not for diagnostic or therapeutic use.
©2024 OriGene Technologies, Inc., 9620 Medical Center Drive, Ste 200, Rockville, MD 20850, US