

Product datasheet for **RC206402**

HDHD3 (NM_031219) Human Tagged ORF Clone

Product data:

Product Type:	Expression Plasmids
Product Name:	HDHD3 (NM_031219) Human Tagged ORF Clone
Tag:	Myc-DDK
Symbol:	HDHD3
Synonyms:	2810435D12Rik; C9orf158
Mammalian Cell Selection:	Neomycin
Vector:	pCMV6-Entry (PS100001)
E. coli Selection:	Kanamycin (25 ug/mL)
ORF Nucleotide Sequence:	>RC206402 ORF sequence Red=Cloning site Blue=ORF Green=Tags(s)

TTTTGTAATACGACTCACTATAGGGCGGCCGGAATTCGTCGACTGGATCCGGTACCGAGGAGATCTGCC
GCC**CGATCGC**C

ATGGCACACCGGCTGCAGATACGACTGCTGACGTGGGATGTGAAGGACACGCTGCTCAGGCTCCGCCACC
CCTTAGGGGAGGCTATGCCACCAAGGCCCGGCCATGGGCTGGAGGTGGAGCCCTCAGCCCTGGAACA
AGGCTTCAGGCAGGCATACAGGGCTCAGAGCCACAGCTTCCCAACTACGGCCTGAGCCACGGCCTAACC
TCCCGCCAGTGGTGGCTGGATGTGGTCTGCAGACCTCCACCTGGCGGGTGTCCAGGATGCTCAGGCTG
TAGCCCCATCGCTGAACAGCTTTATAAAGACTTCAGCCACCCCTGCACCTGGCAGGTGTTGGATGGGGC
TGAGGACACCCTGAGGGAGTGCCGCACACGGGGTCTGAGACTGGCAGTGATCTCCAACCTTGACCGACGG
CTAGAGGGCATCCTGGGGGGCCTTGGCCTGCGTGAACACTTCGACTTTGTGCTGACCTCCGAGGCTGCTG
GCTGGCCCAAGCCGACCCCGCATTTTCCAGGAGGCCTTGC GGCTTGCTCATATGGAACAGTAGTGGC
AGCCCATGTTGGGGATAATTACCTCTGCGATTACCAGGGGCTCGGGCTGTGGGCATGCACAGCTTCCTG
GTGTTGGCCACAGGCACTGGACCCCGTGGTCAGGGATTCTGTACCTAAAGAACACATCTCCCTCTC
TGGCCATCTCCTGCCTGCCCTGACTGCCTAGAGGGCTCAACTCCAGGGCTT

ACGCGTACGCGGCCGCTCGAGCAGAACTCATCTCAGAAGAGGATCTGGCAGCAAATGATATCCTGGATT
ACAAGGATGACGACGATAAGGTTTAA



[View online »](#)

Protein Sequence: >RC206402 protein sequence
 Red=Cloning site Green=Tags(s)

MAHRLQIRLLTWDVKDTLLRLRHPLGEAYATKARAHGLEVEPSALEQGFRQAYRAQSHSFPNYGLSHGLT
 SRQWWLDVVLQTFHLAGVQDAQAVAPIAEQLYKDFSHPCTWQVLDGAEDTLRECRTRGLRLAVISNFD
 RRR LEGILGGLGLREHFDVLTSEAAGWPKPDRIFQEALRLAHMEPVVAHVGDNYLCDYQGPRAVGMHSFL
 VVGPQALDPVVRDSVPKEHILPSLAHLLPALDCLLEGSTPGL

TRTRPLEQKLISEEDLAANDILDYKDDDDKV

Chromatograms: https://cdn.origene.com/chromatograms/mk6332_b12.zip

Restriction Sites: SgfI-MluI

Cloning Scheme:

Cloning sites used for ORF Shuttling:



* The last codon before the Stop codon of the ORF

ACCN: NM_031219

ORF Size: 753 bp

OTI Disclaimer: The molecular sequence of this clone aligns with the gene accession number as a point of reference only. However, individual transcript sequences of the same gene can differ through naturally occurring variations (e.g. polymorphisms), each with its own valid existence. This clone is substantially in agreement with the reference, but a complete review of all prevailing variants is recommended prior to use. [More info](#)

OTI Annotation: This clone was engineered to express the complete ORF with an expression tag. Expression varies depending on the nature of the gene.

Components: The ORF clone is ion-exchange column purified and shipped in a 2D barcoded Matrix tube containing 10ug of transfection-ready, dried plasmid DNA (reconstitute with 100 ul of water).

Reconstitution Method:

1. Centrifuge at 5,000xg for 5min.
2. Carefully open the tube and add 100ul of sterile water to dissolve the DNA.
3. Close the tube and incubate for 10 minutes at room temperature.
4. Briefly vortex the tube and then do a quick spin (less than 5000xg) to concentrate the liquid at the bottom.
5. Store the suspended plasmid at -20°C. The DNA is stable for at least one year from date of shipping when stored at -20°C.

RefSeq: [NM_031219.4](#)

RefSeq Size: 1787 bp

RefSeq ORF: 756 bp

Locus ID: 81932

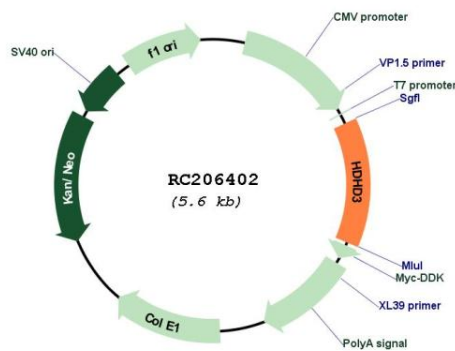
UniProt ID: [Q9BSH5](#)

Cytogenetics: 9q32

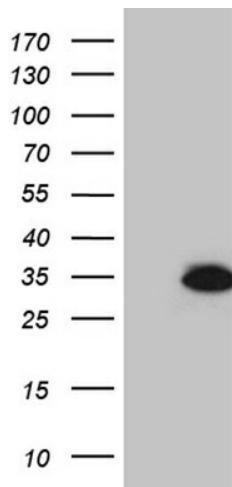
Domains: Hydrolase

MW: 28 kDa


Product images:




Circular map for RC206402



HEK293T cells were transfected with the pCMV6-ENTRY control (Cat# [PS100001], Left lane) or pCMV6-ENTRY HDHD3 (Cat# RC206402, Right lane) cDNA for 48 hrs and lysed. Equivalent amounts of cell lysates (5 ug per lane) were separated by SDS-PAGE and immunoblotted with anti-HDHD3 (Cat# [TA811491])(1:2000). Positive lysates [LY410593] (100ug) and [LC410593] (20ug) can be purchased separately from OriGene.



Western blot validation of overexpression lysate (Cat# [LY410593]) using anti-DDK antibody (Cat# [TA50011-100]). Left: Cell lysates from untransfected HEK293T cells; Right: Cell lysates from HEK293T cells transfected with RC206402 using transfection reagent MegaTran 2.0 (Cat# [TT210002]).



Coomassie blue staining of purified HDHD3 protein (Cat# [TP306402]). The protein was produced from HEK293T cells transfected with HDHD3 cDNA clone (Cat# RC206402) using MegaTran 2.0 (Cat# [TT210002]).