

Product datasheet for **RC206387**

FAM71F1 (NM_032599) Human Tagged ORF Clone

Product data:

Product Type:	Expression Plasmids
Product Name:	FAM71F1 (NM_032599) Human Tagged ORF Clone
Tag:	Myc-DDK
Symbol:	FAM71F1
Synonyms:	FAM137A; NYD-SP18
Mammalian Cell Selection:	Neomycin
Vector:	pCMV6-Entry (PS100001)
E. coli Selection:	Kanamycin (25 ug/mL)
ORF Nucleotide Sequence:	>RC206387 ORF sequence Red=Cloning site Blue=ORF Green=Tags(s)

TTTTGTAATACGACTCACTATAGGGCGGCCGGAATTCGTCGACTGGATCCGGTACCGAGGAGATCTGCC
GCC**CGATCGCC**

ATGTTGTCATCATTTCCACATAGAAAGACTTGGAGGAAATCAAAGAAGACAGTAAAAGTCACAAGATCCT
ATCCAACCTTCCCTTCCCTGAATGCCTGGGAAGAATTCAGGGGCCTTTGCCTGTGGATGGAGAGCCGAA
CCCTGGAGCGGGCCTAGGTGTGGAGGAGGGACTGCTCTGCCGGTGGTTCATTCTCCAGAATTCAACCTG
TTTCTTGACTCCGTGGTGTGAAAGCAACTTCATCCAGGTCAAAGGGGCAGGAATTGGAGAGACGTCT
ACAAAGCTTCCAACACCATGGCCCTGGGGGTGACCTCCTCGGTACCTGCCTGCCCTCCCAACATCCT
ACTCATGGCCAGTGTCAAATGGCACCAGGGGCAGAACCCAGACATGGAACAGACCATCCATAGCCCCAAC
ATCTTCTGAAGAGGATTCTCCATTGAGTTTGTGGAGCTCCAGGTATGTGACCACTATCAACGCATCC
TGCAAGTTGAGGACAGTCACTGAGAAGATTTATTACCTAAAGCTCCATCCTGACCATCCTGAGACTGTCTT
CCACTTCTGGATCCGACTGGTTCAAATTCTGAAAAGGGGCTGTCCATCACCAACCAAGACCCTAGGATT
CTTGTCACGCACTGCCTGGTACCAAGAAGTGCAGCAGCCCTCAGGAGATTCGAAGTTAGTACAGAAGA
AACTCCAAGCCTCCAGCCAGCGAGAGTCTCATTAGCTAATGACCAAGGGGAGAGTGAAGCCCTGTC
TCAGATTTTTGCCGACTTACACCAGCAGAACCAGTTGAGGAGCAGCAGAAAGTGGAGACCAACAAGAAC
AGCTCAGGGAAGATTCTCCCGTGAAGACAGCATCCCTTGACCTGTGACCTACGTTGGAGGGCTTCAT
TCACGTACGGAGAGTGGGAAGAGAGAACCCTCCGGCCTCAGCCCTCTCACTACTCAGCACTCTGGC
AGCCTCCACCGGGCCACAGCTGGCCCCACCCATAGGAAATTCTATT

ACGCGTACGCGGCCGCTCGAGCAGAAACTCATCTCAGAAGAGGATCTGGCAGCAATGATATCCTGGATT
ACAAGGATGACGACGATAAGGTTTAA



[View online »](#)

Protein Sequence: >RC206387 protein sequence
Red=Cloning site Green=Tags(s)

MLSSFPHRKTWRKSKKTVKVTRSYPSTFSLNAWEEFRGLLPVDGEPNPGAGLGVEEGLLCRVVHSPEFNL
 FLDSVVFESNFIQVQRGRNWRDVKASNTMALGVTSSVPCLPLPNILLMASVKWHQGNQTNWRPSIAPN
 IFLKRIILPLRFVELQVCDHYQRILQLRTVTEKIYYLKLHPDHPETVFFHFWRILVQILQKGLSITTKDPRI
 LVTHCLVPKNCSSPSGDSKLVQKKLQASQPSSESLIQLMTKGESEALSQIFADLHQQNQLRSSRKVETNKN
 SSGKSSREDSIPCTCDLRWRASFYGEWERENPSGLQLSLLSTLAASTGPQLAPPIGNSI

TRTRPLEQKLISEEDLAANDILDYKDDDDKV

Chromatograms: https://cdn.origene.com/chromatograms/mk6331_e08.zip

Restriction Sites: SgfI-MluI

Cloning Scheme:

Cloning sites used for ORF Shuttling:



* The last codon before the Stop codon of the ORF

ACCN: NM_032599

ORF Size: 3045 bp

OTI Disclaimer: The molecular sequence of this clone aligns with the gene accession number as a point of reference only. However, individual transcript sequences of the same gene can differ through naturally occurring variations (e.g. polymorphisms), each with its own valid existence. This clone is substantially in agreement with the reference, but a complete review of all prevailing variants is recommended prior to use. [More info](#)

OTI Annotation: This clone was engineered to express the complete ORF with an expression tag. Expression varies depending on the nature of the gene.

Components: The ORF clone is ion-exchange column purified and shipped in a 2D barcoded Matrix tube containing 10ug of transfection-ready, dried plasmid DNA (reconstitute with 100 ul of water).

- Reconstitution Method:**
1. Centrifuge at 5,000xg for 5min.
 2. Carefully open the tube and add 100ul of sterile water to dissolve the DNA.
 3. Close the tube and incubate for 10 minutes at room temperature.
 4. Briefly vortex the tube and then do a quick spin (less than 5000xg) to concentrate the liquid at the bottom.
 5. Store the suspended plasmid at -20°C. The DNA is stable for at least one year from date of shipping when stored at -20°C.

RefSeq: [NM_032599.4](#)

RefSeq Size: 1781 bp

RefSeq ORF: 1035 bp

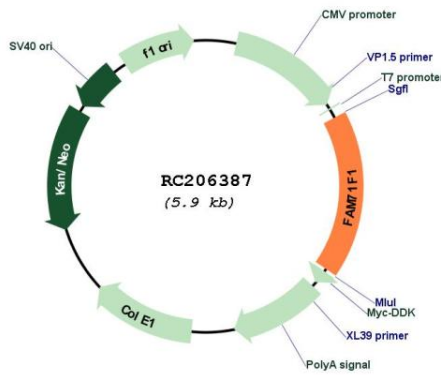
Locus ID: 84691

UniProt ID: [Q96KD3](#)

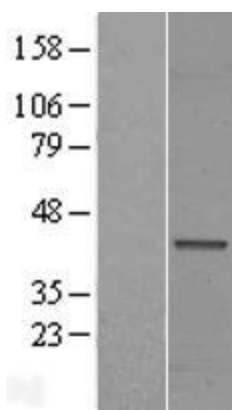
Cytogenetics: 7q32.1

MW: 38.7 kDa

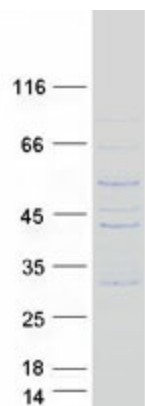
Product images:



Circular map for RC206387



Western blot validation of overexpression lysate (Cat# [LY410014]) using anti-DDK antibody (Cat# [TA50011-100]). Left: Cell lysates from untransfected HEK293T cells; Right: Cell lysates from HEK293T cells transfected with RC206387 using transfection reagent MegaTran 2.0 (Cat# [TT210002]).



Coomassie blue staining of purified FAM71F1 protein (Cat# [TP306387]). The protein was produced from HEK293T cells transfected with FAM71F1 cDNA clone (Cat# RC206387) using MegaTran 2.0 (Cat# [TT210002]).