

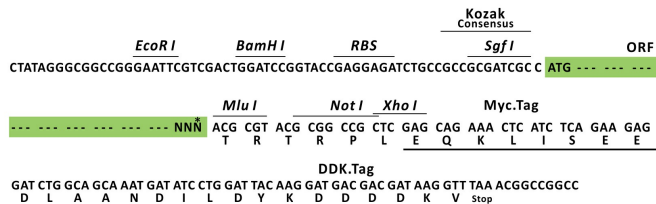
Product datasheet for RC205867L1

SNAP47 (NM_053052) Human Tagged Lenti ORF Clone

Product data:

Product Type:	Expression Plasmids
Product Name:	SNAP47 (NM_053052) Human Tagged Lenti ORF Clone
Tag:	Myc-DDK
Symbol:	SNAP47
Synonyms:	C1orf142; ESFI5812; HEL-S-290; HEL170; SNAP-47; SVAP1
Mammalian Cell Selection:	None
Vector:	pLenti-C-Myc-DDK (PS100064)
E. coli Selection:	Chloramphenicol (34 ug/mL)
ORF Nucleotide Sequence:	The ORF insert of this clone is exactly the same as(RC205867).
Restriction Sites:	SgfI-MluI
Cloning Scheme:	

Cloning sites used for ORF Shuttling:



* The last codon before the Stop codon of the ORF.

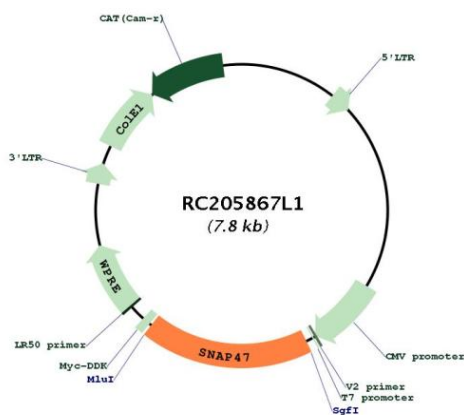
ACCN:	NM_053052
ORF Size:	1392 bp



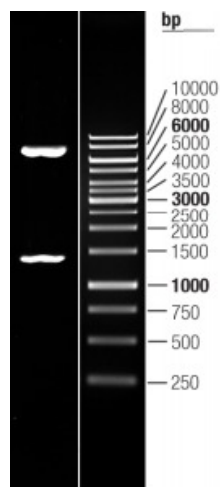
[View online »](#)

OTI Disclaimer:	The molecular sequence of this clone aligns with the gene accession number as a point of reference only. However, individual transcript sequences of the same gene can differ through naturally occurring variations (e.g. polymorphisms), each with its own valid existence. This clone is substantially in agreement with the reference, but a complete review of all prevailing variants is recommended prior to use. More info
OTI Annotation:	This clone was engineered to express the complete ORF with an expression tag. Expression varies depending on the nature of the gene.
Components:	The ORF clone is ion-exchange column purified and shipped in a 2D barcoded Matrix tube containing 10ug of transfection-ready, dried plasmid DNA (reconstitute with 100 ul of water).
Reconstitution Method:	<ol style="list-style-type: none">1. Centrifuge at 5,000xg for 5min.2. Carefully open the tube and add 100ul of sterile water to dissolve the DNA.3. Close the tube and incubate for 10 minutes at room temperature.4. Briefly vortex the tube and then do a quick spin (less than 5000xg) to concentrate the liquid at the bottom.5. Store the suspended plasmid at -20°C. The DNA is stable for at least one year from date of shipping when stored at -20°C.
RefSeq:	NM_053052.2
RefSeq Size:	2388 bp
RefSeq ORF:	1260 bp
Locus ID:	116841
UniProt ID:	Q5SQN1
Cytogenetics:	1q42.13
Protein Pathways:	SNARE interactions in vesicular transport
MW:	52.5 kDa
Gene Summary:	Plays a role in intracellular membrane fusion.[UniProtKB/Swiss-Prot Function]

Product images:



Circular map for RC205867L1



Double digestion of RC205867L1 using SgfI and MluI