

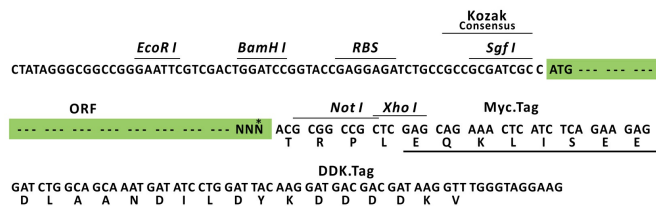
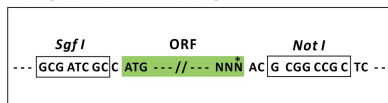
Product datasheet for RC205800L3

AP4M1 (NM_004722) Human Tagged Lenti ORF Clone

Product data:

Product Type:	Expression Plasmids
Product Name:	AP4M1 (NM_004722) Human Tagged Lenti ORF Clone
Tag:	Myc-DDK
Symbol:	AP4M1
Synonyms:	CPSQ3; MU-4; MU-ARP2; SPG50
Mammalian Cell Selection:	Puromycin
Vector:	pLenti-C-Myc-DDK-P2A-Puro (PS100092)
E. coli Selection:	Chloramphenicol (34 ug/mL)
ORF Nucleotide Sequence:	The ORF insert of this clone is exactly the same as(RC205800).
Restriction Sites:	Sgfl-NotI
Cloning Scheme:	

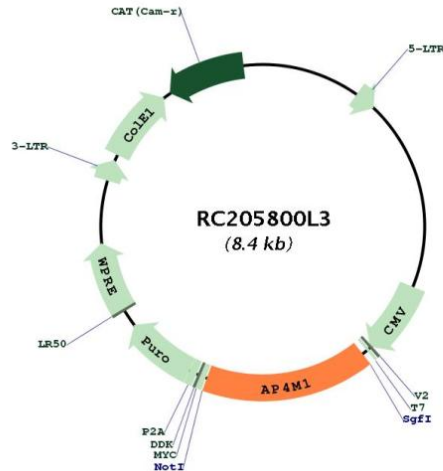
Cloning sites used for ORF Shuttling:



* The last codon before the Stop codon of the ORF.



[View online »](#)

Plasmid Map:


ACCN: NM_004722

ORF Size: 1359 bp

OTI Disclaimer: The molecular sequence of this clone aligns with the gene accession number as a point of reference only. However, individual transcript sequences of the same gene can differ through naturally occurring variations (e.g. polymorphisms), each with its own valid existence. This clone is substantially in agreement with the reference, but a complete review of all prevailing variants is recommended prior to use. [More info](#)

OTI Annotation: This clone was engineered to express the complete ORF with an expression tag. Expression varies depending on the nature of the gene.

Components: The ORF clone is ion-exchange column purified and shipped in a 2D barcoded Matrix tube containing 10ug of transfection-ready, dried plasmid DNA (reconstitute with 100 ul of water).

Reconstitution Method:

1. Centrifuge at 5,000xg for 5min.
2. Carefully open the tube and add 100ul of sterile water to dissolve the DNA.
3. Close the tube and incubate for 10 minutes at room temperature.
4. Briefly vortex the tube and then do a quick spin (less than 5000xg) to concentrate the liquid at the bottom.
5. Store the suspended plasmid at -20°C. The DNA is stable for at least one year from date of shipping when stored at -20°C.

RefSeq: [NM_004722.2](#)

RefSeq Size: 1886 bp

RefSeq ORF: 1362 bp

Locus ID:	9179
UniProt ID:	O00189
Cytogenetics:	7q22.1
Domains:	Adap_comp_sub
Protein Pathways:	Lysosome
MW:	50 kDa
Gene Summary:	This gene encodes a subunit of the heterotetrameric AP-4 complex. The encoded protein belongs to the adaptor complexes medium subunits family. This AP-4 complex is involved in the recognition and sorting of cargo proteins with tyrosine-based motifs from the trans-golgi network to the endosomal-lysosomal system. [provided by RefSeq, Jul 2008]