

Product datasheet for **RC205673**

IGF2BP2 (NM_006548) Human Tagged ORF Clone

Product data:

Product Type:	Expression Plasmids
Product Name:	IGF2BP2 (NM_006548) Human Tagged ORF Clone
Tag:	Myc-DDK
Symbol:	IGF2BP2
Synonyms:	IMP-2; IMP2; VICKZ2
Mammalian Cell Selection:	Neomycin
Vector:	pCMV6-Entry (PS100001)
E. coli Selection:	Kanamycin (25 ug/mL)



[View online »](#)

ORF Nucleotide Sequence:

>RC205673 ORF sequence
 Red=Cloning site Blue=ORF Green=Tags(s)

TTTTGTAATACGACTCACTATAGGGCGGCCGGAATTCGTCGACTGGATCCGGTACCGAGGAGATCTGCC
 GCC**GCGATCGCC**

ATGAACAAGCTTTACATCGGGAACCTGAGCCCCGCGTCAACCGGACGACCTCCGGCAGCTCTTTGGGG
 ACAGGAAGCTGCCCTGGCGGGACAGGTCTGCTGAAAGTCCGGCTACGCCTTCGTGGACTACCCCGACCA
 GAACTGGGCCATCCGCGCCATCGAGACCTCTCGGGTAAAGTGAATTGCATGGGAAAATCATGGAAGTT
 GATTACTCAGTCTCTAAAAAGCTAAGGAGCAGGAAAATTCAGATTGAAACATCCCTCTCACCTGCAGT
 GGGAGGTGTTGGATGGACTTTTGGCTCAATATGGGACAGTGGAGAATGTGGAACAAGTCAACACAGACAC
 AGAAACC GCCGTGTCAACGTACATATGCAACAAGAGAAGAAGCAAAAATAGCCATGGAGAAGCTAAGC
 GGGCATCAGTTTGAGAACTACTCCTTCAAGATTTCTACATCCCGGATGAAGAGGTGAGCTCCCCTTCGC
 CCCCTCAGCGAGCCAGCGTGGGACCACTTCCCGGGAGCAAGGCCACGCCCTGGGGCACTTCTCA
 GGCCAGACAGATTGATTTCCCGTGC GGATCCTGGTCCCACCCAGTTTGTGGTGCCATCATCGGAAAG
 GAGGGCTTGACCATAAAGAACATCACTAAGCAGACCCAGTCCCGGTAGATATCCATAGAAAAGAGAAGT
 CTGGAGCTGCAGAGAAGCTGTCAACATCCATGCCACCCAGAGGGGACTTCTGAAGCATGCCGCATGAT
 TCTTGAATCATGCAGAAAGAGGCAGATGAGACAAAAGTACCCGAAGAGATTCTCTGAAAATCTTGGCA
 CACAATGGCTTGGTTGGAAGACTGATTGGAAAAGAAGGCAGAAAATTTGAAGAAAATGAACATGAAACAG
 GGACCAAGATAACAATCTCATCTTTGCAGGATTTGAGCATATACAACCCGGAAAGAACCATCACTGTGAA
 GGGCACAGTTGAGGCCTGTGCCAGTGTGAGATAGAGATTATGAAGAAGCTGCGTGAGGCCTTTGAAAAT
 GATATGCTGGCTGTTAACCAACAAGCCAATCTGATCCCAGGGTTGAACCTCAGCGCACTTGGCATCTTTT
 CAACAGACTGTCCGTGCTATCTCCACCAGCAGGGCCCCGCGGAGCTCCCCCGCTGCCCTACCCCTCC
 CTTCACTACCCACTCCGGATACTTCTCCAGCCTGTACCCCATACCCAGTTTGGCCGTTCCCGCATCAT
 CACTCTTATCCAGAGCAGGAGATTGTGAATCTTTCATCCCAACCCAGGCTGTGGCGCCATCATCGGGA
 AGAAGGGGGCACACATCAAAAGCTGGCGAGATTCCGCGGAGCCTCTATCAAGATTGCCCTGCGGAAGG
 CCCAGACGTCAGCGAAAGGATGGTCATCATCACCGGGCCACCGAAGCCAGTTCAAGGCCAGGGACGG
 ATCTTTGGGAAACTGAAAGAGGAAAATCTTTAAACCCAAAGAAGAAGTGAAGCTGGAAGCGCATATCA
 GAGTGCCTCTTCCACAGCTGGCCGGTGATTGGCAAAGGTGGCAAGACCGTGAACGAACTGCAGAACTT
 AACCGATGCAGAAGTATCGTGCCTCGTGACCAAACGCCAGATGAAAATGAGGAAGTATCGTCAGAAAT
 ATCGGGCACTTCTTTGCTAGCCAGACTGCACAGCGCAAGATCAGGGAAAATGTACAACAGGTGAGCAGC
 AGGAGCAGAAAATACCCTCAGGGAGTCGCTCACAGCGCAGCAAG

ACGCGTACGCGGCCGCTCGAGCAGAAACTCATCTCAGAAGAGGATCTGGCAGCAAATGATATCCTGGATT
 ACAAGGATGACGACGATAAGGTTTAA

Protein Sequence:

>RC205673 protein sequence
 Red=Cloning site Green=Tags(s)

MNKLYIGNLSPAVTADDLRQLFGDRKLPLAGQVLLKSGYAFVDYPDQNWAIETLSGKVELHGKIMEV
 DYSVSKLRSRKIQIRNIPPHLQWEVLGLLAQYGTVENVEQVNTDTETAVVNVYATREEAKIAMEKLS
 GHQFENYSFKISYIPDEEVSSPSPQRAQRGDHSSREQGHAPGGTSQARQIDFPLRILVPTQFVGAIIGK
 EGLTIKNIKQTQSRVDIHRKENS GAAEKPVTIHATPEGTSEACRMILEIMQKEADETKLAEIPLKILA
 HNGLVGRIGKEGRNLKIEHETGKITISSLQDL SIYNPERTITVKGTVEACASAEIEIMKKLREAFEN
 DMLAVNQANLIPGLNLSALGIFSTGLSVLSPPAGPRGAPPAAPYHPFTTHSGYFSSLYPHHQFGPFPHH
 HSYPEQEI VNLFIPTQAVGAIIGKKGAIKQLARFAGASIKIAPAEAGPDVSERMVITGPPEAQFKAQGR
 IFGKLEENFFNPKEEVKLEAHRVPSSTAGRVIGKGGKTVNELQNL TSAEVIVPRDQTPDENEVIVRI
 IGHFFASQTAQRKIREIVQVQKQEQKYPQGVASQRSK

TRTRPLEQKLISEEDLAANDILDYKDDDDKV

Chromatograms:

https://cdn.origene.com/chromatograms/mk6199_b03.zip

Restriction Sites: SgfI-MluI

Cloning Scheme:



ACCN: NM_006548

ORF Size: 1794 bp

OTI Disclaimer: The molecular sequence of this clone aligns with the gene accession number as a point of reference only. However, individual transcript sequences of the same gene can differ through naturally occurring variations (e.g. polymorphisms), each with its own valid existence. This clone is substantially in agreement with the reference, but a complete review of all prevailing variants is recommended prior to use. [More info](#)

OTI Annotation: This clone was engineered to express the complete ORF with an expression tag. Expression varies depending on the nature of the gene.

Components: The ORF clone is ion-exchange column purified and shipped in a 2D barcoded Matrix tube containing 10ug of transfection-ready, dried plasmid DNA (reconstitute with 100 ul of water).

- Reconstitution Method:**
1. Centrifuge at 5,000xg for 5min.
 2. Carefully open the tube and add 100ul of sterile water to dissolve the DNA.
 3. Close the tube and incubate for 10 minutes at room temperature.
 4. Briefly vortex the tube and then do a quick spin (less than 5000xg) to concentrate the liquid at the bottom.
 5. Store the suspended plasmid at -20°C. The DNA is stable for at least one year from date of shipping when stored at -20°C.

Note: Plasmids are not sterile. For experiments where strict sterility is required, filtration with 0.22um filter is required.

RefSeq: [NM_006548.3](#)

RefSeq Size: 3676 bp

RefSeq ORF: 1800 bp

Locus ID: 10644

UniProt ID: [Q9Y6M1](#)

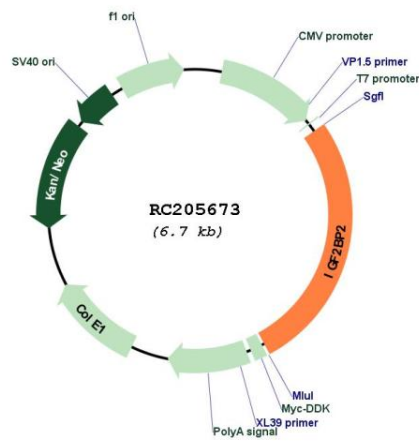
Cytogenetics: 3q27.2

Domains: RRM, KH

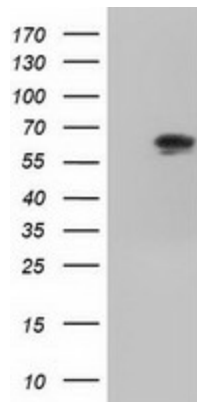
MW: 66 kDa

Gene Summary: This gene encodes a protein that binds the 5' UTR of insulin-like growth factor 2 (IGF2) mRNA and regulates its translation. It plays an important role in metabolism and variation in this gene is associated with susceptibility to diabetes. Alternative splicing and promoter usage results in multiple transcript variants. Related pseudogenes are found on several chromosomes. [provided by RefSeq, Sep 2016]

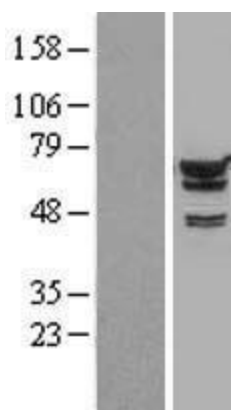
Product images:



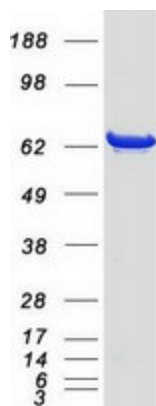
Circular map for RC205673



HEK293T cells were transfected with the pCMV6-ENTRY control (Cat# [PS100001], Left lane) or pCMV6-ENTRY IGF2BP2 (Cat# RC205673, Right lane) cDNA for 48 hrs and lysed. Equivalent amounts of cell lysates (5 ug per lane) were separated by SDS-PAGE and immunoblotted with anti-IGF2BP2 (Cat# [TA501269]). Positive lysates [LY401961] (100ug) and [LC401961] (20ug) can be purchased separately from OriGene.



Western blot validation of overexpression lysate (Cat# [LY401961]) using anti-DDK antibody (Cat# [TA50011-100]). Left: Cell lysates from untransfected HEK293T cells; Right: Cell lysates from HEK293T cells transfected with RC205673 using transfection reagent MegaTran 2.0 (Cat# [TT210002]).



Coomassie blue staining of purified IGF2BP2 protein (Cat# [TP305673]). The protein was produced from HEK293T cells transfected with IGF2BP2 cDNA clone (Cat# RC205673) using MegaTran 2.0 (Cat# [TT210002]).