

Product datasheet for **RC205637**

PRR7 (NM_030567) Human Tagged ORF Clone

Product data:

Product Type:	Expression Plasmids
Product Name:	PRR7 (NM_030567) Human Tagged ORF Clone
Tag:	Myc-DDK
Symbol:	PRR7
Mammalian Cell Selection:	Neomycin
Vector:	pCMV6-Entry (PS100001)
E. coli Selection:	Kanamycin (25 ug/mL)
ORF Nucleotide Sequence:	>RC205637 ORF sequence Red=Cloning site Blue=ORF Green=Tags(s)

TTTTGTAATACGACTCACTATAGGGCGGCCGGAATTCGTCGACTGGATCCGGTACCGAGGAGATCTGCC
GCC**CGATCGCC**

ATGGTGATGTCCAGGGCACCTACACGTTCTCACGTGCTTCGCCGGCTTCTGGCTCATCTGGGGTCTCA
TCGTCCTGCTCTGCTGCTTCTGCAGCTTCTGCGCCGCCCTCAAACGGCGCCAGGAGGAGCGACTGCG
CGAGCAGAACCTGCGGCCCTAGAGCTGGAGCCCCTCGAACTCGAGGGCAGTCTGGCCGGGAGTCCCCCG
GGCCTGGCGCCCGCAGCCACCACACCCGTAGCCGCCTGGAGGCGCCGGCTCACGCGCACTCGCATC
CGCACGTGCACGTGCACCCGCTGCTGCACCACGGGCCCGCAGCCGACGCGCACGCCACCCACACCC
GCACCACCAGCGCTCCCGCACCCGCGCCTACGCACCTGTCGGTGCCGCGCACGGCCCTGGAGCTACCCG
CGCCAAGCGGAATCGGACATGTCAAACCACCGTGTACGAAGAGGCGGTGCTGATGGCAGAGCCGCCG
CGCCCTATAGCGAGGTGCTCACGGACACGCGGCCCTTACCAGCAAGATCGTCACGCCCTTCTGAGTCG
CCGCGACAGCGCGGAGAAGCAGGAGCAGCCGCTCCAGCTACAAGCCGCTTCTCCTGGACCGGGGTAC
ACCTCGGCGTGCACCTGCCAGCGCCCTCGGCCGCGCCGCTGCCAGCCCTGCTGCAGGCCG
ACCGTGGCGCCGGGTCTCCCCAGCTGGACCGACTCAGAGCTCAGCAGCCGCGAGCCCTGGAGCAGG
AGCTTGGCGTCTGCCGTCTCCATCCCCTTGTTGGGAGGACTACAGCCGTA

ACGCGTACGCGGCCGCTCGAGCAGAAACTCATCTCAGAAGAGGATCTGGCAGCAAATGATATCCTGGATT
ACAAGGATGACGACGATAAGGTTTAA



[View online »](#)

Protein Sequence: >RC205637 protein sequence
 Red=Cloning site Green=Tags(s)

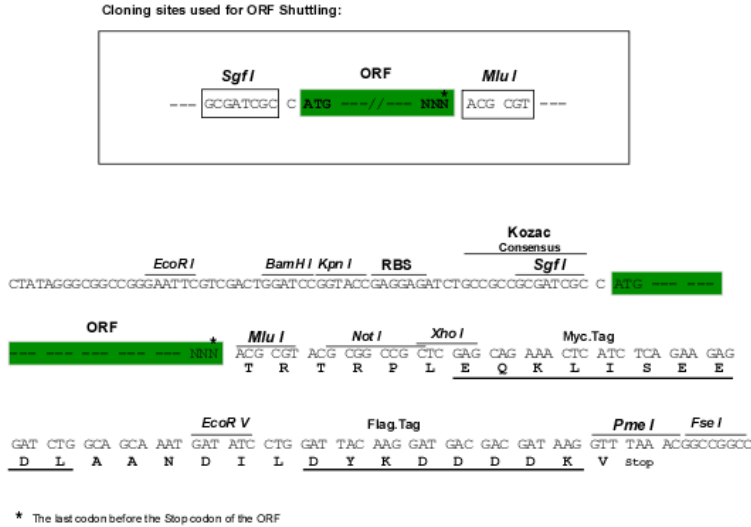
MVMSQGTYTFLTCFAGFWLIWGLIVLLCCFCFLRRRLKRRQEERLREQNLRALELEPLELEGLAGSPP
 GLAPPQPPPHRSRLEAPAHASHPHVHVHPLLHHGPAQPHAHAPHPHHHALPHPPPTHLVPPRPWSYP
 RQAESDMSKPPCYEEAVLMAEPPPPYSEVLTDRGLYRKIVTPFLSRRDSA EKQEPPPSYKPLFLDRGY
 TSALHLPSAPRPAPPCALCLQADRGRVFPSTWDTSELSSREPLEHGAWRLPVSIPFLFGRTTAV

TRTRPLEQKLISEEDLAANDILDYKDDDDKV

Chromatograms: https://cdn.origene.com/chromatograms/mk6772_g12.zip

Restriction Sites: SgfI-MluI

Cloning Scheme:



ACCN: NM_030567

ORF Size: 822 bp

OTI Disclaimer: The molecular sequence of this clone aligns with the gene accession number as a point of reference only. However, individual transcript sequences of the same gene can differ through naturally occurring variations (e.g. polymorphisms), each with its own valid existence. This clone is substantially in agreement with the reference, but a complete review of all prevailing variants is recommended prior to use. [More info](#)

OTI Annotation: This clone was engineered to express the complete ORF with an expression tag. Expression varies depending on the nature of the gene.

Components: The ORF clone is ion-exchange column purified and shipped in a 2D barcoded Matrix tube containing 10ug of transfection-ready, dried plasmid DNA (reconstitute with 100 ul of water).

Reconstitution Method:

1. Centrifuge at 5,000xg for 5min.
2. Carefully open the tube and add 100ul of sterile water to dissolve the DNA.
3. Close the tube and incubate for 10 minutes at room temperature.
4. Briefly vortex the tube and then do a quick spin (less than 5000xg) to concentrate the liquid at the bottom.
5. Store the suspended plasmid at -20°C. The DNA is stable for at least one year from date of shipping when stored at -20°C.

RefSeq: [NM_030567.3](#)

RefSeq Size: 1543 bp

RefSeq ORF: 825 bp

Locus ID: 80758

UniProt ID: [Q8TB68](#)

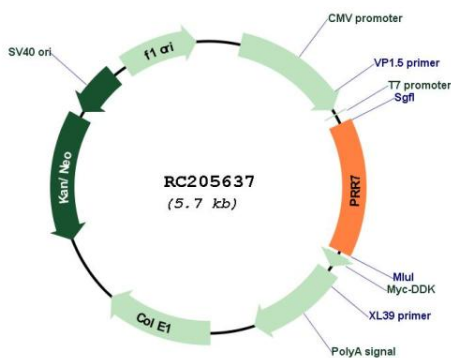
Cytogenetics: 5q35.3

Protein Families: Transmembrane

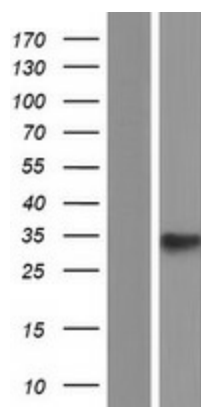
MW: 30.9 kDa

Gene Summary: Acts as a synapse-to-nucleus messenger to promote NMDA receptor-mediated excitotoxicity in neurons in a JUN-dependent manner (By similarity). Inhibits ubiquitination-mediated degradation and promotes phosphorylation and transcriptional activity of transcription factor JUN (PubMed:27458189). Might play a redundant role in the regulation of T cell receptor signaling (PubMed:21460222). Might promote apoptosis in T cells (PubMed:21460222). [UniProtKB/Swiss-Prot Function]

Product images:



Circular map for RC205637



Western blot validation of overexpression lysate (Cat# [LY410826]) using anti-DDK antibody (Cat# [TA50011-100]). Left: Cell lysates from untransfected HEK293T cells; Right: Cell lysates from HEK293T cells transfected with RC205637 using transfection reagent MegaTran 2.0 (Cat# [TT210002]).