

Product datasheet for **RC205567**

PODN (NM_153703) Human Tagged ORF Clone

Product data:

Product Type:	Expression Plasmids
Product Name:	PODN (NM_153703) Human Tagged ORF Clone
Tag:	Myc-DDK
Symbol:	PODN
Synonyms:	PCAN; SLRR5A
Mammalian Cell Selection:	Neomycin
Vector:	pCMV6-Entry (PS100001)
E. coli Selection:	Kanamycin (25 ug/mL)



[View online »](#)

ORF Nucleotide
Sequence:

>RC205567 ORF sequence
Red=Cloning site Blue=ORF Green=Tags(s)

TTTTGTAATACGACTCACTATAGGGCGGCCGGGAATTCGTCGACTGGATCCGGTACCGAGGAGATCTGCC
GCC**CGGATCGCC**

ATGGAAGGAGCCCGAGCCCGGAGCGCAGCTGAGACTGGGGAGCGCGTTCGGCCTGTGGGGCGCCGCT
CGGCGCCGGGGCGCAGCAGGTTCCATCAGCCCTGGCGCCAGGCGCATCTGACTCGGCACCCCTGCAGG
CACCATGGCCAGAGCCGGGTGCTGCTGCTCCTGCTGCTGCTGCCGCACAGCTGCACCTGGGACCTGTG
CTTGCCGTGAGGGCCCCAGGATTTGGCCGAAGTGGCGGCCACAGCCTGAGCCCCGAAGAGAACAATTTG
CGGAGGAGGAGCCGGTGTGTTACTGAGCCCTGAGGAGCCGGGCTGGCCAGCCGCGGTGAGTGTGCC
CCGAGACTGTGCCTGTTCCAGGAGGGCGTCTGGACTGTGGCGTATTGACCTGCGTGAGTTCCCGGGG
GACCTGCCTGAGCACCAACCACCTATCTCTGCAGAACAACCAGCTGGAAAAGATCTACCTGAGGAGC
TCTCCCGCTGCACCGGCTGGAGACTGAACCTGCAAAAACAACCGCCTGACTTCCCGAGGGCTCCAGA
GAAGGCGTTTGGCATCTGACCAACCTCAATTACCTGTACTTGGCCAATAACAAGCTGACCTTGGCACCC
CGCTTCCCTGCCAAACGCCCTGATCAGTGTGGACTTTGCTGCCAACTATCTCACCAGATCTATGGGCTCA
CCTTTGGCCAGAAGCCAACTTGAAGTCTGTGTACCTGCACAACAACAAGCTGGCAGACGCCGGGCTGCC
GGACAACATGTTCAACGGCTCCAGCAACGTCGAGGTCTCATCTGTCCAGCAACTTCTGCGCCACGTG
CCCAAGCACCTGCCGCTGCCCTGTACAAGCTGCACCTCAAGAACAACAAGCTGGAGAAGATCCCCCGG
GGGCTTCAGCGAGCTGAGCAGCCTGCGCGAGCTATACCTGCAGAACAACCTGACTGACGAGGGCCT
GGACAACGAGACCTTCTGGAAGCTCTCCAGCCTGGAGTACCTGGATCTGTCCAGCAACAACCTGTCTCG
GTCCCAGCTGGGCTGCCGCGCAGCCTGGTGTGCTGCTGCACTTGGAGAAGAACGCCATCCGGAGCGTGGAC
CGAATGTGCTGACCCCCATCCGAGCCTGGAGTACCTGCTGCTGCACAGCAACCAGCTGCCGGGAGCAGGG
CATCCACCCACTGGCCTTCCAGGGCCTCAAGCGTTGCACACGGTGCACCTGTACAACAACGCGCTGGAG
CGCGTGCCAGTGGCCTGCCTCGCCGCGTGCACCCCTCATGATCCTGCACAACCAGATCACAGGATTG
GCCGGAAGACTTTGCCACCACCTACTTCTGGAGGAGCTCAACCTCAGCTACAACCGCATCACCAGCCC
ACAGGTGCACCGCAGCCTTCCGCAAGCTGCGCCTGCTGCGCTCGCTGGACCTGTCCGGCAACCGGCTG
CACACGCTGCCACCTGGGCTGCCTCGAAATGTCCATGTGCTGAAGGTCAAGCGCAATGAGCTGGTGCCT
TGGCAGGAGGGCGCTGGCGGGCATGGCTCAGCTGCGTGAGCTGTACCTACCAGCAACCGACTGCGCAG
CCGAGCCCTGGGCCCCGTGCCGGGTGGACCTCGCCATCTGCAGCTGCTGGACATCGCCGGGAATCAG
CTCACAGAGATCCCCGAGGGGCTCCCCGAGTCACTTGAAGTACCTGTACCTGCAGAACAACAAGATTAGTG
CGGTGCCCGCAATGCCTTCGACTCCACGCCAACCTCAAGGGGATCTTTCTCAGGTTTAAACAAGCTGGC
TGTGGGCTCCGTGGTGGACAGTGCCTTCCGGAGGCTGAAGCACCTGCAGGCTTTGGACATTGAAGGCAAC
TTAGAGTTTGGTACATTTCAAGGACCGTGGCCGCTTGGGAAGGAAAAGGAGGAGGAAAGAGGAGG
AGGAGGAGGAAGAGGAAACAAGA

ACGCGTACGCGGGCCGCTCGAGCAGAACTCATCTCAGAAGAGGATCTGGCAGCAATGATATCCTGGATT
ACAAGGATGACGACGATAAGGTTTAA

Reconstitution Method:

1. Centrifuge at 5,000xg for 5min.
2. Carefully open the tube and add 100ul of sterile water to dissolve the DNA.
3. Close the tube and incubate for 10 minutes at room temperature.
4. Briefly vortex the tube and then do a quick spin (less than 5000xg) to concentrate the liquid at the bottom.
5. Store the suspended plasmid at -20°C. The DNA is stable for at least one year from date of shipping when stored at -20°C.

RefSeq: [NM_153703.4](#), [NP_714914.2](#)

RefSeq Size: 3180 bp

RefSeq ORF: 1842 bp

Locus ID: 127435

UniProt ID: [Q7Z5L7](#)

Cytogenetics: 1p32.3

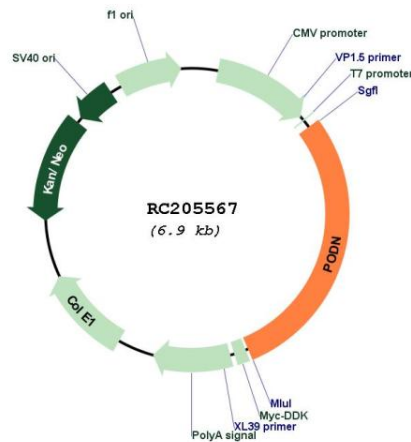
Domains: LRR, LRR_TYP, LRR_BAC, LRR_PS

Protein Families: Secreted Protein

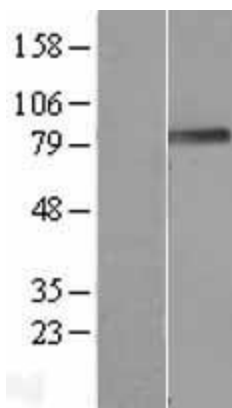
MW: 74.1 kDa

Gene Summary: The protein encoded by this gene is a member of the small leucine-rich repeat protein family and contains an amino terminal CX3CX7C cysteine-rich cluster followed by a leucine-rich repeat domain. Studies suggest that this protein could function to inhibit smooth muscle cell proliferation and migration following arterial injury. [provided by RefSeq, Jul 2016]

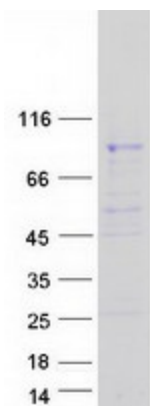
Product images:



Circular map for RC205567



Western blot validation of overexpression lysate (Cat# [LY406970]) using anti-DDK antibody (Cat# [TA50011-100]). Left: Cell lysates from untransfected HEK293T cells; Right: Cell lysates from HEK293T cells transfected with RC205567 using transfection reagent MegaTran 2.0 (Cat# [TT210002]).



Coomassie blue staining of purified PODN protein (Cat# [TP305567]). The protein was produced from HEK293T cells transfected with PODN cDNA clone (Cat# RC205567) using MegaTran 2.0 (Cat# [TT210002]).