

Product datasheet for **RC205386**

IL5RA (NM_175725) Human Tagged ORF Clone

Product data:

| | |
|---------------------------|---|
| Product Type: | Expression Plasmids |
| Product Name: | IL5RA (NM_175725) Human Tagged ORF Clone |
| Tag: | Myc-DDK |
| Symbol: | IL5RA |
| Synonyms: | CD125; CDw125; HSIL5R3; IL5R |
| Mammalian Cell Selection: | Neomycin |
| Vector: | pCMV6-Entry (PS100001) |
| E. coli Selection: | Kanamycin (25 ug/mL) |
| ORF Nucleotide Sequence: | >RC205386 ORF sequence Red=Cloning site Blue=ORF Green=Tags(s) |

TTTTGTAATACGACTCACTATAGGGCGGCCGGAATTCGTCGACTGGATCCGGTACCGAGGAGATCTGCC
GCC**CGATCGCC**

ATGATCATCGTGGCGCATGTATTACTCATCCTTTGGGGCCACTGAGATACTGCAAGCTGACTTACTTC
CTGATGAAAAGATTTCACTTCTCCCGCTGTCAATTTACCATTAAAGTTACTGGTTTGGCTCAAGTTCT
TTTACAATGGAACCAAATCCTGATCAAGAGCAAAGGAATGTTAATCTAGAATATCAAGTAAAAATAAC
GCTCCAAAAGAAGATGACTATGAAACCAGAATCACTGAAAGCAAATGTGTAACCATCTCCACAAGGGCT
TTTCAGCAAGTGTGCGGACCATCTGCAGAACGACCCTCACTACTGGCCAGCAGCTGGGCTTCTGCTGA
ACTTCATGCCCCACCAGGTCTCCTGGAACCTCAATTGTGAATTTAACTTGCACCACAAACTACAGAA
GACAATTATTCACGTTTAAGGTCATACCAAGTTTCCCTTCACTGCACCTGGCTTGTGGCACAGATGCC
CTGAGGACACGCAGTATTTCTCTACTATAGGTATGGCTCTTGGACTGAAGAATGCCAAGAATACAGCAA
AGACACACTGGGGAGAAATATCGCATGCTGGTTTCCAGGACTTTTATCCTCAGCAAAGGGCGTGACTGG
CTTGCGGTGCTTGTGACGGCTCCAGCAAGCACTCTGCTATCAGGCCCTTGTATCAGCTGTTTGCCTTC
ACGCCATTGATCAAATAAATCCTCCACTGAATGTCACAGCAGAGATTGAAGGAATCGTCTCTATCCA
ATGGGAGAAACCAGTGTCTGCTTTTCCAATCCATTGCTTTGATTATGAAGTAAAAATACACAATAAAGG
AATGGATATTTGCAGATAGAAAAATTGATGACCAATGCATTATCTCAATAATTGATGATCTTTCTAAGT
ACGATGTTCAAGTGAGAGCAGCAGTGAGCTCCATGTGCAGAGAGGCAGGGCTCTGGAGTGAGTGGAGCCA
ACCTATTTATGTGGGTTCTCAAGA

ACGCGTACGCGGCCGCTCGAGCAGAACTCATCTCAGAAGAGGATCTGGCAGCAAATGATATCCTGGATT
ACAAGGATGACGACGATAAGGTTTAA



[View online »](#)

Protein Sequence: >RC205386 protein sequence
Red=Cloning site Green=Tags(s)

MIIVAHVLLILLGATEILQADLLPDEKISLLPPVNFTIKVTGLAQVLLQWKNPDQEQRNVNLEYQVKIN
 APKEDDYETRITESKCVTILHKGFSAVRTILQNDHSLASSWASAEHAPPGSPGTSIVNLTCTTNTTE
 DNYSRLRSYQVSLHCTWLVTGTDAPEDTQYFLYYRYGSWTEECQEYSKDTLGRNIACWFPRTFILSKGRDW
 LAVLVDGSSKHSAIRPFDQLFALHAIDQINPPLNVTAEIEGTRLSIQWEKPVSAFPIHCFDYEVKIHNTR
 NGYLQIEKLMTNAFISIIDDLKSYDVQVRAAVSSMCREAGLWSEWSQPIYVGFSR

TRTRPLEQKLISEEDLAANDILDYKDDDDKV

Chromatograms: https://cdn.origene.com/chromatograms/mk6535_g10.zip

Restriction Sites: SgfI-MluI

Cloning Scheme:

Cloning sites used for ORF Shuttling:



* The last codon before the Stop codon of the ORF

ACCN: NM_175725

ORF Size: 1005 bp

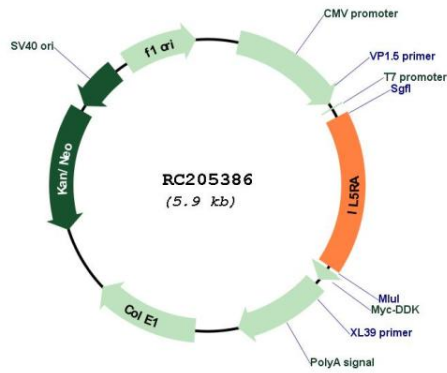
OTI Disclaimer: The molecular sequence of this clone aligns with the gene accession number as a point of reference only. However, individual transcript sequences of the same gene can differ through naturally occurring variations (e.g. polymorphisms), each with its own valid existence. This clone is substantially in agreement with the reference, but a complete review of all prevailing variants is recommended prior to use. [More info](#)

OTI Annotation: This clone was engineered to express the complete ORF with an expression tag. Expression varies depending on the nature of the gene.

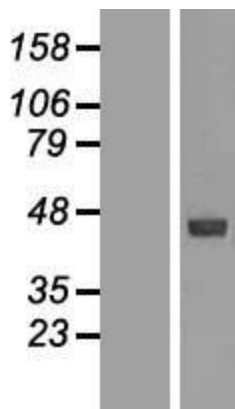
Components: The ORF clone is ion-exchange column purified and shipped in a 2D barcoded Matrix tube containing 10ug of transfection-ready, dried plasmid DNA (reconstitute with 100 ul of water).

| | |
|-------------------------------|--|
| Reconstitution Method: | <ol style="list-style-type: none">1. Centrifuge at 5,000xg for 5min.2. Carefully open the tube and add 100ul of sterile water to dissolve the DNA.3. Close the tube and incubate for 10 minutes at room temperature.4. Briefly vortex the tube and then do a quick spin (less than 5000xg) to concentrate the liquid at the bottom.5. Store the suspended plasmid at -20°C. The DNA is stable for at least one year from date of shipping when stored at -20°C. |
| RefSeq: | NM_175725.2 , NP_783852.1 |
| RefSeq Size: | 1722 bp |
| RefSeq ORF: | 1008 bp |
| Locus ID: | 3568 |
| UniProt ID: | Q01344 |
| Cytogenetics: | 3p26.2 |
| Protein Families: | Druggable Genome, Transmembrane |
| Protein Pathways: | Cytokine-cytokine receptor interaction, Hematopoietic cell lineage, Jak-STAT signaling pathway |
| MW: | 38 kDa |
| Gene Summary: | <p>The protein encoded by this gene is an interleukin 5 specific subunit of a heterodimeric cytokine receptor. The receptor is comprised of a ligand specific alpha subunit and a signal transducing beta subunit shared by the receptors for interleukin 3 (IL3), colony stimulating factor 2 (CSF2/GM-CSF), and interleukin 5 (IL5). The binding of this protein to IL5 depends on the beta subunit. The beta subunit is activated by the ligand binding, and is required for the biological activities of IL5. This protein has been found to interact with syndecan binding protein (syntenin), which is required for IL5 mediated activation of the transcription factor SOX4. Several alternatively spliced transcript variants encoding four distinct isoforms have been reported. [provided by RefSeq, Jul 2011]</p> |


Product images:



Circular map for RC205386



Western blot validation of overexpression lysate (Cat# [LY406266]) using anti-DDK antibody (Cat# [TA50011-100]). Left: Cell lysates from untransfected HEK293T cells; Right: Cell lysates from HEK293T cells transfected with RC205386 using transfection reagent MegaTran 2.0 (Cat# [TT210002]).



Coomassie blue staining of purified IL5RA protein (Cat# [TP305386]). The protein was produced from HEK293T cells transfected with IL5RA cDNA clone (Cat# RC205386) using MegaTran 2.0 (Cat# [TT210002]).