

Product datasheet for **RC205134**

SRPK2 (NM_182691) Human Tagged ORF Clone

Product data:

Product Type:	Expression Plasmids
Product Name:	SRPK2 (NM_182691) Human Tagged ORF Clone
Tag:	Myc-DDK
Symbol:	SRPK2
Synonyms:	SFRSK2
Mammalian Cell Selection:	Neomycin
Vector:	pCMV6-Entry (PS100001)
E. coli Selection:	Kanamycin (25 ug/mL)



[View online »](#)

**ORF Nucleotide
Sequence:**

>RC205134 ORF sequence
 Red=Cloning site Blue=ORF Green=Tags(s)

TTTTGTAATACGACTCACTATAGGGCGGCCGGAATTCGTCGACTGGATCCGGTACCGAGGAGATCTGCC
 GCC**CGATCGCC**

ATGTCAGTAACTCTGAGAAGTCGTCCTCTTCAGAAAGCCGGAGCCTCAACAGAAAGCTCCTTTAGTTC
 CTCTCTCCACCACCACCACCACCACCACCCTTTGCCAGACCCACACCCCGGAGCCAGAGGA
 GGAGATCTGGGATCAGATGATGAGGAGCAAGAGACCCTGCGGACTACTGCAAAGGTGGATATCATCCA
 GTGAAAATTGGAGACCTTTCAATGGCCGGTATCATGTTATTAGAAAGCTTGGATGGGGCACTTCTCTA
 CTGTCTGGCTGTGCTGGGATATGCAGGGGAAAAGATTTGTTGCAATGAAAGTTGAAAAAGTGCCAGCA
 TTATACGGAGACAGCCTTGGATGAAATAAAATTGCTCAAATGTGTTGAGAAAGTGATCCAGTGACCCA
 AACAAAGACATGGTGGTCCAGCTCATTGACGACTTCAAGATTTCCAGGCATGAATGGGATACATGTCTGCA
 TGGTCTTCGAAGTACTTGGCCACCATCTCCTCAAGTGGATCATCAAATCCAATATCAAGGCCTCCCAGT
 ACGTTGTGTGAAGAGTATCATTGACAGGTCCTTCAAGGTTAGATTACTTACACAGTAAGTGAAGATC
 ATTCATACTGACATAAAGCCGAAAATATCTTGATGTGTGTGGATGATGCATATGTGAGAAGAATGGCAG
 CTGAGGCCACTGAGTGGCAGAAAGCAGGTGCTCCTCCTCCTTCCAGGGTCTGCAAGTGAAGTCCAGC
 GCAGAAACCTATAGGAAAAATCTAAAAACAAAAAGAAAAAAGTAAAAAGAAACAGAAAGAGGCAGGCT
 GAGTTATTGGAGAAGCGCCTGCAGGAGATAGAAGAATTGGAGCGAGAAGCTGAAAGGAAAAATAATAGAAG
 AAAACATCACCTCAGCTGCACCTTCCAATGACCAGGATGGCGAATACTGCCCAGAGGTGAAACTAAAAAC
 AACAGGATTAGAGGAGGCGGCTGAGGCAGAGACTGCAAAGGACAATGGTGAAGCTGAGGACCAGGAAGAG
 AAAGAAGATGCTGAGAAAGAAAACATTGAAAAAGATGAAGATGATGTAGATCAGGAACCTGCGAACATAG
 ACCCTACGTGGATAGAATCACCTAAAACCAATGGCCATATTGAGAATGGCCATTCTCAGTGGAGCAGCA
 ACTGGACGATGAAGATGATGATGAAGAAGACTGCCCAAATCCTGAGGAATAATAATCTTGATGAGCCAAAT
 GCAGAAAGTGATTACACATATAGCAGCTCCTATGAACAATTCAATGGTGAATTGCCAAATGGACGACATA
 AAATCCCGAGTCACAGTCCAGAGTTTTCCACCTCGTTGTTCTCTGGATCCTTAGAACCTGTGGCCTG
 CGGCTCTGTGCTTCTGAGGGATCACCCTTACTGAGCAAGAGGAGAGCAGTCCATCCCATGACAGAAGC
 AGAACGGTTTCAGCCTCCAGTACTGGGGATTTGCCAAAAGCAAAAACCCGGGCAGCTGACTTGTGGTGA
 ATCCCCTGGATCCGCGGAATGCAGATAAAATTAGAGTAAAAATTGCTGACCTGGGAAATGCTTGTGGGT
 GCATAAACACTTCACGGAAGACATCCAGACGCGTCAGTACCGCTCCATAGAGTTTTAATAGGAGCGGGG
 TACAGCACCCCTGCGGACATCTGGAGCAGGCGTGTATGGCATTGAGCTGGCAACGGGAGATTATTTGT
 TTGAACCACATCTGGGGAAGACTATCCAGAGACGAAGACCACATAGCCACATCATAGAGCTGCTAGG
 CAGTATCCAAGGCACTTTGCTCTATCTGGAAAATATTCTCGGGAATTCTTCAATCGCAGAGGAGAAGT
 CGACACATCACCAAGCTGAAGCCCTGGAGCCTCTTTGATGTACTTGTGGAAAAGTATGGCTGGCCCCATG
 AAGATGCTGCACAGTTTACAGATTTCTGATCCCGATGTTAGAAAATGGTTCCAGAAAAACGAGCCTCAGC
 TGGCGAATGCCTTCGGCATCCTTGGTTGAATTCT

AG**CGGACCG**ACGCGTACGCGGCCGCTCGAGCAGAAAACCTCATCTCAGAAGAGGATCTGGCAGCAAATGATATCC
 TGGATTACAAGGATGACGACGATAAGGTTTAA

Protein Sequence: >RC205134 protein sequence
Red=Cloning site Green=Tags(s)

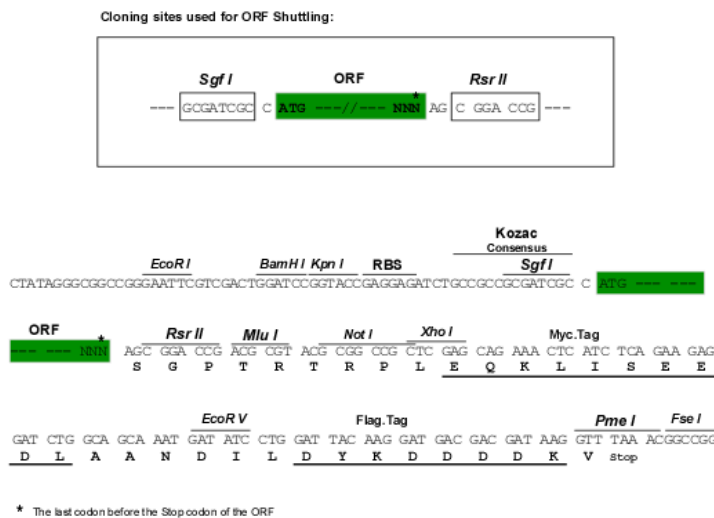
MSVNSEKSSSSERPEPQQKAPLVPPPPPPPPPPPLPDPTPEPEEEILGSDDEEQEDPADYCKGGYHP
 VKIGDLFNGRYHVIRKLGWGHFSTVWLCWDMQGKRFVAMKVVKSAQHYTETALDEIKLLKCVRESDP
 NKDMVVQLIDDFKISGMNGIHVCMVFEVLGHLLKWIISKSNYQGLPVRCVKSIIIRQVLQGLDYLH
 SKCKI IHTDIKPENILMCVDDAYVRRMAAEATEWQKAGAPPPSGSAVSTAPQQKPIGKISKNKKKL
 KKKQKQRA ELLEKRLQEIIEELEREAEERKIIIEENITSAAPSNDQDGEYCPEVKLKTGLLEEAAE
 TAKDNGEADQEE KEDAEKENIEKDEDDVDQELANIDPTWIESPKTNGHIENGPFSLEQLDDEDD
 DEEDCPNPEEYNLDEPN AESDYTYSSSYEQFNGELPNGRHKIPESQFPEFSTSLFSGSLEPVACG
 SVLSEGSPLTEQEESSPHDRS RTVSASSTGDLPAKTRAADLLVNPLDPRNADKIRVKIADLGNAC
 WVKHFTEDIQTRQYRSIEVLIGAG YSTPADIWSTACMAFELATGDYLFEPHSGEDYSRDEDH
 IAHIIELLGSI PRHFALSGKYSREFFNRRGEL RHITKLPWSLFDVLVEKYGWPHEDAAQFTDFL
 IPMLEMVPKRRASAGECLRHPWLS

SGPTRTRPLEQKLI SEEDLAANDILDYKDDDDKV

Chromatograms: https://cdn.origene.com/chromatograms/mk6185_b06.zip

Restriction Sites: SgfI-RsrII

Cloning Scheme:



ACCN: NM_182691

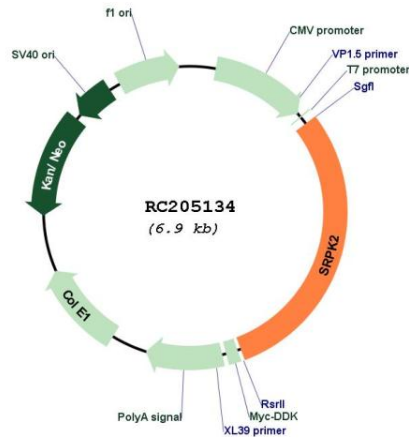
ORF Size: 2064 bp

OTI Disclaimer: The molecular sequence of this clone aligns with the gene accession number as a point of reference only. However, individual transcript sequences of the same gene can differ through naturally occurring variations (e.g. polymorphisms), each with its own valid existence. This clone is substantially in agreement with the reference, but a complete review of all prevailing variants is recommended prior to use. [More info](#)

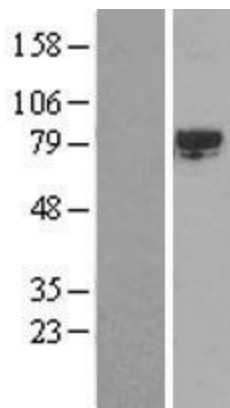
OTI Annotation: This clone was engineered to express the complete ORF with an expression tag. Expression varies depending on the nature of the gene.

Components:	The ORF clone is ion-exchange column purified and shipped in a 2D barcoded Matrix tube containing 10ug of transfection-ready, dried plasmid DNA (reconstitute with 100 ul of water).
Reconstitution Method:	<ol style="list-style-type: none">1. Centrifuge at 5,000xg for 5min.2. Carefully open the tube and add 100ul of sterile water to dissolve the DNA.3. Close the tube and incubate for 10 minutes at room temperature.4. Briefly vortex the tube and then do a quick spin (less than 5000xg) to concentrate the liquid at the bottom.5. Store the suspended plasmid at -20°C. The DNA is stable for at least one year from date of shipping when stored at -20°C.
RefSeq:	NM_182691.2
RefSeq Size:	3780 bp
RefSeq ORF:	2067 bp
Locus ID:	6733
UniProt ID:	P78362
Cytogenetics:	7q22.3
Protein Families:	Druggable Genome, Protein Kinase
MW:	77.5 kDa
Gene Summary:	<p>Serine/arginine-rich protein-specific kinase which specifically phosphorylates its substrates at serine residues located in regions rich in arginine/serine dipeptides, known as RS domains and is involved in the phosphorylation of SR splicing factors and the regulation of splicing. Promotes neuronal apoptosis by up-regulating cyclin-D1 (CCND1) expression. This is done by the phosphorylation of SRSF2, leading to the suppression of p53/TP53 phosphorylation thereby relieving the repressive effect of p53/TP53 on cyclin-D1 (CCND1) expression. Phosphorylates ACIN1, and redistributes it from the nuclear speckles to the nucleoplasm, resulting in cyclin A1 but not cyclin A2 up-regulation. Plays an essential role in spliceosomal B complex formation via the phosphorylation of DDX23/PRP28. Can mediate hepatitis B virus (HBV) core protein phosphorylation. Plays a negative role in the regulation of HBV replication through a mechanism not involving the phosphorylation of the core protein but by reducing the packaging efficiency of the pregenomic RNA (pgRNA) without affecting the formation of the viral core particles.[UniProtKB/Swiss-Prot Function]</p>


Product images:



Circular map for RC205134



Western blot validation of overexpression lysate (Cat# [LY403641]) using anti-DDK antibody (Cat# [TA50011-100]). Left: Cell lysates from untransfected HEK293T cells; Right: Cell lysates from HEK293T cells transfected with RC205134 using transfection reagent MegaTran 2.0 (Cat# [TT210002]).



Coomassie blue staining of purified SRPK2 protein (Cat# [TP305134]). The protein was produced from HEK293T cells transfected with SRPK2 cDNA clone (Cat# RC205134) using MegaTran 2.0 (Cat# [TT210002]).