

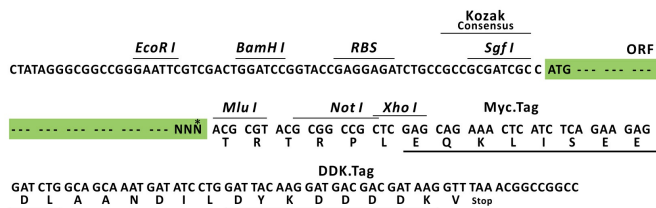
Product datasheet for RC205114L1

prothymosin, alpha (PTMA) (NM_002823) Human Tagged Lenti ORF Clone

Product data:

Product Type:	Expression Plasmids
Product Name:	prothymosin, alpha (PTMA) (NM_002823) Human Tagged Lenti ORF Clone
Tag:	Myc-DDK
Symbol:	prothymosin, alpha
Synonyms:	TMSA
Mammalian Cell Selection:	None
Vector:	pLenti-C-Myc-DDK (PS100064)
E. coli Selection:	Chloramphenicol (34 ug/mL)
ORF Nucleotide Sequence:	The ORF insert of this clone is exactly the same as(RC205114).
Restriction Sites:	SgfI-MluI
Cloning Scheme:	

Cloning sites used for ORF Shuttling:



* The last codon before the Stop codon of the ORF.

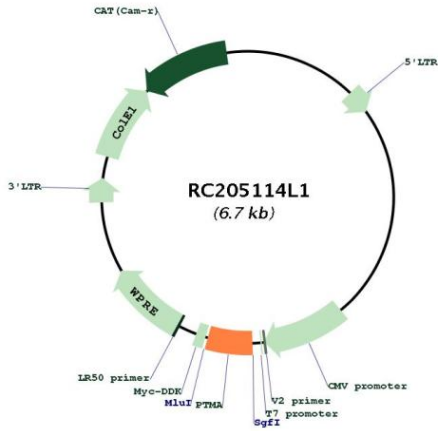
ACCN:	NM_002823
ORF Size:	330 bp



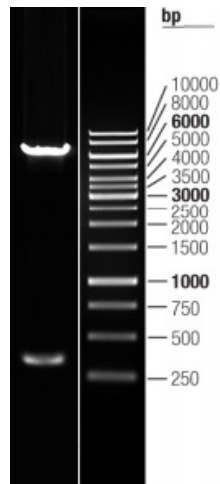
[View online »](#)

OTI Disclaimer:	The molecular sequence of this clone aligns with the gene accession number as a point of reference only. However, individual transcript sequences of the same gene can differ through naturally occurring variations (e.g. polymorphisms), each with its own valid existence. This clone is substantially in agreement with the reference, but a complete review of all prevailing variants is recommended prior to use. More info
OTI Annotation:	This clone was engineered to express the complete ORF with an expression tag. Expression varies depending on the nature of the gene.
Components:	The ORF clone is ion-exchange column purified and shipped in a 2D barcoded Matrix tube containing 10ug of transfection-ready, dried plasmid DNA (reconstitute with 100 ul of water).
Reconstitution Method:	<ol style="list-style-type: none">1. Centrifuge at 5,000xg for 5min.2. Carefully open the tube and add 100ul of sterile water to dissolve the DNA.3. Close the tube and incubate for 10 minutes at room temperature.4. Briefly vortex the tube and then do a quick spin (less than 5000xg) to concentrate the liquid at the bottom.5. Store the suspended plasmid at -20°C. The DNA is stable for at least one year from date of shipping when stored at -20°C.
RefSeq:	NM_002823.2
RefSeq Size:	1220 bp
RefSeq ORF:	333 bp
Locus ID:	5757
UniProt ID:	P06454
Cytogenetics:	2q37.1
Domains:	Prothymosin
Protein Families:	Druggable Genome, Stem cell - Pluripotency, Transcription Factors
MW:	12 kDa
Gene Summary:	Prothymosin alpha may mediate immune function by conferring resistance to certain opportunistic infections.[UniProtKB/Swiss-Prot Function]

Product images:



Circular map for RC205114L1



Double digestion of RC205114L1 using SgfI and MluI