

Product datasheet for **RC205073**

Stathmin 1 (STMN1) (NM_203401) Human Tagged ORF Clone

Product data:

Product Type: Expression Plasmids
Product Name: Stathmin 1 (STMN1) (NM_203401) Human Tagged ORF Clone
Tag: Myc-DDK
Symbol: Stathmin 1
Synonyms: C1orf215; Lag; LAP18; OP18; PP17; PP19; PR22; SMN
Mammalian Cell Selection: Neomycin
Vector: pCMV6-Entry (PS100001)
E. coli Selection: Kanamycin (25 ug/mL)
ORF Nucleotide Sequence: >RC205073 representing NM_203401
Red=Cloning site Blue=ORF Green=Tags(s)

TTTTGTAATACGACTCACTATAGGGCGGCCGGAATTCGTCGACTGGATCCGGTACCGAGGAGATCTGCC
GCC**CGATCGC**C

ATGGCTTCTTCTGATATCCAGGTGAAAGAACTGGAGAAGCGTGCCTCAGGCCAGGCTTTTGAGCTGATTC
TCAGCCCTCGGTCAAAGAATCTGTTCCAGAATCCCCCTTCCCTCCAAGAAGAAGGATTTTCCCT
GGAGGAAATTCAGAAGAAATAGAAGCTGCAGAAGAAAGACGCAAGTCCCATGAAGCTGAGGTCTTGAAG
CAGCTGGCTGAGAAACGAGAGCACGAGAAAGAAGTGCTTCAGAAGCAATAGAAGAGAACAACAATTCA
GTAAAATGGCAGAAGAGAACTGACCCACAAAATGGAAGCTAATAAAGAGAACCGAGAGGCACAAATGGC
TGCCAAACTGGAACGTTTGCAGAGAAGGATAAGCACATTGAAGAAGTGGGAAGAACAAGAATCCAAA
GACCCTGCTGACGAGACTGAAGCTGAC

ACGCGTACGCGGCCGCTCGAGCAGAACTCATCTCAGAAGAGGATCTGGCAGCAAATGATATCCTGGATT
ACAAGGATGACGACGATAAGGTTTAA

Protein Sequence: >RC205073 representing NM_203401
Red=Cloning site Green=Tags(s)

MASSDIQVKELEKRRASGQAFELILSPRSKESVPEFPLSPPKKKDFSL EEIQKKLEAAEERRKSHEAEVLK
QLAEKREHEKEVLQKAI EENNF SKMAEEKLTHKMEANKENREAQMAAKLERLREKDKHIEEVRKNKESK
DPADETEAD

TRTRPLEQKLI SEEDLAANDILDYKDDDDKV

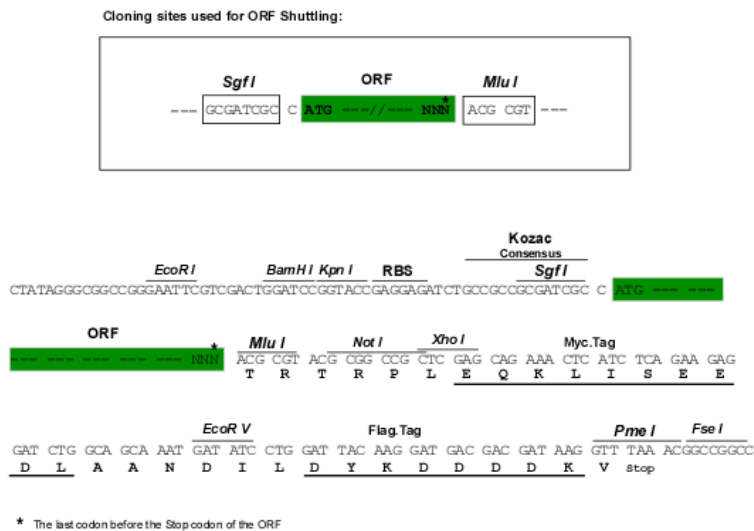
Chromatograms: https://cdn.origene.com/chromatograms/mg2944_g12.zip



[View online >](#)

Restriction Sites: SgfI-MluI

Cloning Scheme:



ACCN: NM_203401

ORF Size: 447 bp

OTI Disclaimer: The molecular sequence of this clone aligns with the gene accession number as a point of reference only. However, individual transcript sequences of the same gene can differ through naturally occurring variations (e.g. polymorphisms), each with its own valid existence. This clone is substantially in agreement with the reference, but a complete review of all prevailing variants is recommended prior to use. [More info](#)

OTI Annotation: This clone was engineered to express the complete ORF with an expression tag. Expression varies depending on the nature of the gene.

Components: The ORF clone is ion-exchange column purified and shipped in a 2D barcoded Matrix tube containing 10ug of transfection-ready, dried plasmid DNA (reconstitute with 100 ul of water).

Reconstitution Method:

1. Centrifuge at 5,000xg for 5min.
2. Carefully open the tube and add 100ul of sterile water to dissolve the DNA.
3. Close the tube and incubate for 10 minutes at room temperature.
4. Briefly vortex the tube and then do a quick spin (less than 5000xg) to concentrate the liquid at the bottom.
5. Store the suspended plasmid at -20°C. The DNA is stable for at least one year from date of shipping when stored at -20°C.

Note: Plasmids are not sterile. For experiments where strict sterility is required, filtration with 0.22um filter is required.

RefSeq: [NM_203401.1](#), [NP_981946.1](#)

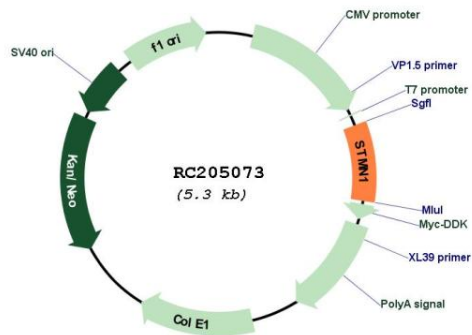
RefSeq Size: 1730 bp

RefSeq ORF: 450 bp


Locus ID: 3925
UniProt ID: [P16949](#)
Cytogenetics: 1p36.11
Protein Pathways: MAPK signaling pathway
MW: 17.1 kDa

Gene Summary: This gene belongs to the stathmin family of genes. It encodes a ubiquitous cytosolic phosphoprotein proposed to function as an intracellular relay integrating regulatory signals of the cellular environment. The encoded protein is involved in the regulation of the microtubule filament system by destabilizing microtubules. It prevents assembly and promotes disassembly of microtubules. Multiple transcript variants encoding different isoforms have been found for this gene. [provided by RefSeq, Feb 2009]


Product images:



Circular map for RC205073



Western blot validation of overexpression lysate (Cat# [LY404340]) using anti-DDK antibody (Cat# [TA50011-100]). Left: Cell lysates from untransfected HEK293T cells; Right: Cell lysates from HEK293T cells transfected with RC205073 using transfection reagent MegaTran 2.0 (Cat# [TT210002]).



Coomassie blue staining of purified STMN1 protein (Cat# [TP305073]). The protein was produced from HEK293T cells transfected with STMN1 cDNA clone (Cat# RC205073) using MegaTran 2.0 (Cat# [TT210002]).