

Product datasheet for **RC205006**

TWIST2 (NM_057179) Human Tagged ORF Clone

Product data:

Product Type: Expression Plasmids
Product Name: TWIST2 (NM_057179) Human Tagged ORF Clone
Tag: Myc-DDK
Symbol: TWIST2
Synonyms: AMS; BBR SAY; bHLHa39; DERMO1; FFDD3; SETLSS
Mammalian Cell Selection: Neomycin
Vector: pCMV6-Entry (PS100001)
E. coli Selection: Kanamycin (25 ug/mL)
ORF Nucleotide Sequence: >RC205006 ORF sequence
Red=Cloning site Blue=ORF Green=Tags(s)

TTTTGTAATACGACTCACTATAGGGCGGCCGGAATTCGTCGACTGGATCCGGTACCGAGGAGATCTGCC
GCC**CGGATCGCC**

ATGGAGGAGGGCTCCAGCTCGCCGTGTCCCCGTGGACAGCCTGGGCACCAGCGAGGAGGAGCTCGAGA
GGCAGCCCAAGCGCTTCGGCCGGAAGCGGCCTACAGCAAGAAGTCGAGCGAAGATGGCAGCCCGACCCC
GGGCAAGCGCGCAAGAAGGGCAGCCCCAGCGCGCAGTCCTTCGAGGAGCTGCAGAGCCAGCGCATCCTG
GCCAACGTGCGCGAGCGCCAGCGCACCCAGTCGCTCAACGAGGCCTTCGCGGCGCTGCGCAAGATCATCC
CCACGCTGCCCTCTGACAAGCTGAGCAAGATCCAGACGCTCAAGCTGGCCGCCAGGTACATAGACTTCTT
CTACCAGGTCTGCAGAGCGACGAGATGGACAATAAGATGACCAGCTGCAGCTACGTGGCCACGAGCGC
CTCAGCTACGCCTTCTCCGTGTGGCGCATGGAGGGCGCGTGGTCCATGTCCGCCTCCCAC

ACGCGTACGCGGCCGCTCGAGCAGAACTCATCTCAGAAGAGGATCTGGCAGCAAATGATATCCTGGATT
ACAAGGATGACGACGATAAGGTTTAA

Protein Sequence: >RC205006 protein sequence
Red=Cloning site Green=Tags(s)
MEEGSSSPVSPVDSLGTSEEELERQPKRFGRKRRYSKKSSEDGSPTPGKRGGKGSQSFEEELQSQRIL
ANVRERQRTQSLNEAFAALRKIIPTLPSDKLSKIQLKLAARYIDFLYQVLQSDMDNKMNTSCSYVAHER
LSYAFSVWRMEGAWSMSASH

TRTRPLEQKLISEEDLAANDILDYKDDDDKV

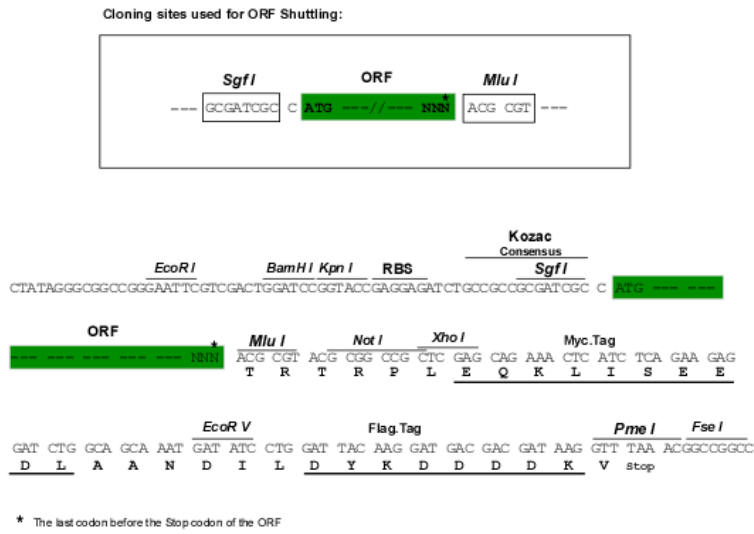
Chromatograms: https://cdn.origene.com/chromatograms/mk6171_h08.zip



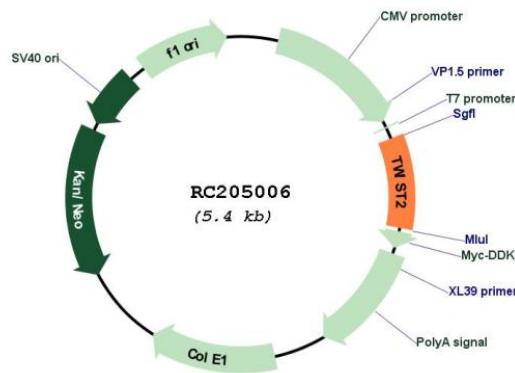
[View online »](#)

Restriction Sites: SgfI-MluI

Cloning Scheme:



Plasmid Map:



ACCN: NM_057179


ORF Size: 480 bp

OTI Disclaimer: The molecular sequence of this clone aligns with the gene accession number as a point of reference only. However, individual transcript sequences of the same gene can differ through naturally occurring variations (e.g. polymorphisms), each with its own valid existence. This clone is substantially in agreement with the reference, but a complete review of all prevailing variants is recommended prior to use. [More info](#)


OTI Annotation: This clone was engineered to express the complete ORF with an expression tag. Expression varies depending on the nature of the gene.

Components:	The ORF clone is ion-exchange column purified and shipped in a 2D barcoded Matrix tube containing 10ug of transfection-ready, dried plasmid DNA (reconstitute with 100 ul of water).
Reconstitution Method:	<ol style="list-style-type: none">1. Centrifuge at 5,000xg for 5min.2. Carefully open the tube and add 100ul of sterile water to dissolve the DNA.3. Close the tube and incubate for 10 minutes at room temperature.4. Briefly vortex the tube and then do a quick spin (less than 5000xg) to concentrate the liquid at the bottom.5. Store the suspended plasmid at -20°C. The DNA is stable for at least one year from date of shipping when stored at -20°C.
RefSeq:	NM_057179.3
RefSeq Size:	1186 bp
RefSeq ORF:	483 bp
Locus ID:	117581
UniProt ID:	Q8WVJ9
Cytogenetics:	2q37.3
Protein Families:	Druggable Genome, Transcription Factors
MW:	18.1 kDa
Gene Summary:	The protein encoded by this gene is a basic helix-loop-helix type transcription factor and shares similarity with Twist. This protein may inhibit osteoblast maturation and maintain cells in a preosteoblast phenotype during osteoblast development. This gene may be upregulated in certain cancers. Mutations in this gene cause focal facial dermal dysplasia 3, Setleis type. Two transcript variants encoding the same protein have been found. [provided by RefSeq, Apr 2014]


Product images:



HEK293T cells were transfected with the pCMV6-ENTRY control (Cat# [PS100001], Left lane) or pCMV6-ENTRY TWIST2 (Cat# RC205006, Right lane) cDNA for 48 hrs and lysed. Equivalent amounts of cell lysates (5 ug per lane) were separated by SDS-PAGE and immunoblotted with anti-TWIST2 (Cat# [TA805212]). Positive lysates [LY403298] (100ug) and [LC403298] (20ug) can be purchased separately from OriGene.



Western blot validation of overexpression lysate (Cat# [LY403298]) using anti-DDK antibody (Cat# [TA50011-100]). Left: Cell lysates from untransfected HEK293T cells; Right: Cell lysates from HEK293T cells transfected with RC205006 using transfection reagent MegaTran 2.0 (Cat# [TT210002]).



Coomassie blue staining of purified TWIST2 protein (Cat# [TP305006]). The protein was produced from HEK293T cells transfected with TWIST2 cDNA clone (Cat# RC205006) using MegaTran 2.0 (Cat# [TT210002]).