

Product datasheet for **RC204981**

DPY30 (NM_032574) Human Tagged ORF Clone

Product data:

Product Type: Expression Plasmids
Product Name: DPY30 (NM_032574) Human Tagged ORF Clone
Tag: Myc-DDK
Symbol: DPY30
Synonyms: Cps25; HDPY-30; Saf19
Mammalian Cell Selection: Neomycin
Vector: pCMV6-Entry (PS100001)
E. coli Selection: Kanamycin (25 ug/mL)
ORF Nucleotide Sequence: >RC204981 ORF sequence
Red=Cloning site Blue=ORF Green=Tags(s)

TTTTGTAATACGACTCACTATAGGGCGCCGGAATTCGTCGACTGGATCCGGTACCGAGGAGATCTGCC
GCC**CGATCGCC**

ATGGAGCCAGAGCAGATGCTGGAGGGACAAACGCAGGTTGCAGAAAATCCTCACTCTGAGTACGGTCTCA
CAGACAACGTTGAGAGAATAGTAGAAAATGAGAAGATTAATGCAGAAAAGTCATCAAAGCAGAAGGTAGA
TCTCCAGTCTTTGCCAACTCGTGCCTACCTGGATCAGACAGTTGTGCCTATCTTATTACAGGGACTTGCT
GTGCTTGCAAAGGAAAGACCACCAAATCCCATTTGAATTTCTAGCATCTTATCTTTAAAAACAAGGCAC
AGTTTGAAGATCGAAAC

ACGCGTACGCGGCCGCTCGAGCAGAAACTCATCTCAGAAGAGGATCTGGCAGCAAATGATATCCTGGATT
ACAAGGATGACGACGATAAGGTTTAA

Protein Sequence: >RC204981 protein sequence
Red=Cloning site Green=Tags(s)
MEPEQMLEGQTQVAENPHSEYGLTDNVERIVENEKINAEEKSSKQKVDLQSLPTRYLDQTVPILLQGLA
VLAKEPPNPIEFILASYLKNAQFEDRN

TRTRPLEQKLISEEDLAANDILDYKDDDDKV

Chromatograms: https://cdn.origene.com/chromatograms/mk6425_h11.zip

Restriction Sites: SgfI-MluI



[View online »](#)

Cloning Scheme:



ACCN: NM_032574

ORF Size: 297 bp

OTI Disclaimer: The molecular sequence of this clone aligns with the gene accession number as a point of reference only. However, individual transcript sequences of the same gene can differ through naturally occurring variations (e.g. polymorphisms), each with its own valid existence. This clone is substantially in agreement with the reference, but a complete review of all prevailing variants is recommended prior to use. [More info](#)

OTI Annotation: This clone was engineered to express the complete ORF with an expression tag. Expression varies depending on the nature of the gene.

Components: The ORF clone is ion-exchange column purified and shipped in a 2D barcoded Matrix tube containing 10ug of transfection-ready, dried plasmid DNA (reconstitute with 100 ul of water).

- Reconstitution Method:
1. Centrifuge at 5,000xg for 5min.
 2. Carefully open the tube and add 100ul of sterile water to dissolve the DNA.
 3. Close the tube and incubate for 10 minutes at room temperature.
 4. Briefly vortex the tube and then do a quick spin (less than 5000xg) to concentrate the liquid at the bottom.
 5. Store the suspended plasmid at -20°C. The DNA is stable for at least one year from date of shipping when stored at -20°C.

Note: Plasmids are not sterile. For experiments where strict sterility is required, filtration with 0.22um filter is required.

RefSeq: [NM_032574.3](#)

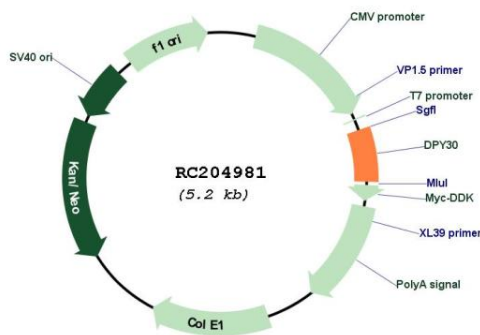
RefSeq Size: 800 bp

RefSeq ORF: 300 bp

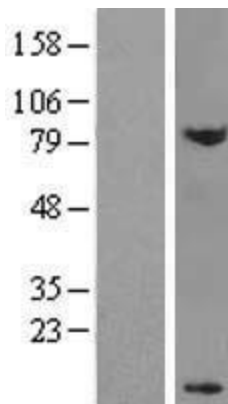
Locus ID: 84661
UniProt ID: [Q9C005](#)
Cytogenetics: 2p22.3
Domains: Dpy-30
MW: 11.2 kDa

Gene Summary: This gene encodes an integral core subunit of the SET1/MLL family of H3K4 methyltransferases. The encoded protein directly controls cell cycle regulators and plays an important role in the proliferation and differentiation of human hematopoietic progenitor cells. [provided by RefSeq, Mar 2016]


Product images:



Circular map for RC204981



Western blot validation of overexpression lysate (Cat# [LY410030]) using anti-DDK antibody (Cat# [TA50011-100]). Left: Cell lysates from untransfected HEK293T cells; Right: Cell lysates from HEK293T cells transfected with RC204981 using transfection reagent MegaTran 2.0 (Cat# [TT210002]).



Coomassie blue staining of purified DPY30 protein (Cat# [TP304981]). The protein was produced from HEK293T cells transfected with DPY30 cDNA clone (Cat# RC204981) using MegaTran 2.0 (Cat# [TT210002]).