

Product datasheet for **RC204812**

HSPC014 (POMP) (NM_015932) Human Tagged ORF Clone

Product data:

Product Type: Expression Plasmids
Product Name: HSPC014 (POMP) (NM_015932) Human Tagged ORF Clone
Tag: Myc-DDK
Symbol: POMP
Synonyms: C13orf12; HSPC014; PNAS-110; PRAAS2; UMP1
Vector: pCMV6-Entry (PS100001)
E. coli Selection: Kanamycin (25 ug/mL)
Cell Selection: Neomycin
ORF Nucleotide Sequence: >RC204812 ORF sequence
Red=Cloning site Blue=ORF Green=Tags(s)

TTTTGTAATACGACTCACTATAGGGCGCCGGAATTCGTCGACTGGATCCGGTACCGAGGAGATCTGCC
GCC**GCGATCGCC**

ATGAATGCCAGAGGACTTGGATCTGAGCTAAAGGACAGTATTCCAGTTACTGAACTTTCAGCAAGTGGAC
CTTTTGAAAGTCATGATCTTCTCGGAAAGTTTTTCTGTGTGAAAAATGAACTTTTCCTAGTCATCC
CCTTGAATTATCAGAAAAAATTTCCAGCTCAACCAAGATAAAATGAATTTTCCACACTGAGAAACATT
CAGGGTCTATTTGCTCCGCTAAAATTACAGATGGAATCAAGGCAGTGCAGCAGGTTCCAGGTCTCCAT
TTCTTTCAAGCTCAAATCTTCACTGGATGTTTTGAGGGTAATGATGAGACTATTGGATTTGAGGATAT
TCTTAATGATCCATCACAAAGCGAAGTCATGGGAGAGCCACACTTGATGGTGGAATATAAACTTGGTTTA
CTG

ACGCGTACGCGGCCGCTCGAGCAGAACTCATCTCAGAAGAGGATCTGGCAGCAATGATATCCTGGATT
ACAAGGATGACGACGATAAGGTTTAA

Protein Sequence: >RC204812 protein sequence
Red=Cloning site Green=Tags(s)
MNARGLGSELKDSIPVTELSASGPFESHDLRLKGFSCVKNELLP SHPLELSEKNFQLNQDKMNFSTLRNI
QGLFAPLKLQMEFKAVQQVQRLPFLSSSNLSLDVLRGNDETIGFEDILNDPSQSEVMGEPHLMVEYKLG
L

TRTRPLEQKLISEEDLAANDILDYKDDDDKV

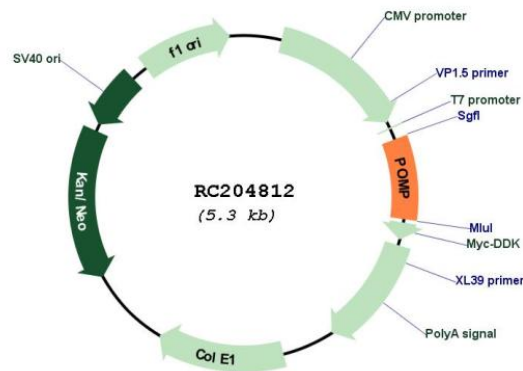
Chromatograms: https://cdn.origene.com/chromatograms/mk6060_c09.zip

Restriction Sites: SgfI-MluI



[View online >](#)

Cloning Scheme:

Plasmid Map:


ACCN: NM_015932

ORF Size: 423 bp

OTI Disclaimer: The molecular sequence of this clone aligns with the gene accession number as a point of reference only. However, individual transcript sequences of the same gene can differ through naturally occurring variations (e.g. polymorphisms), each with its own valid existence. This clone is substantially in agreement with the reference, but a complete review of all prevailing variants is recommended prior to use. [More info](#)

OTI Annotation: This clone was engineered to express the complete ORF with an expression tag. Expression varies depending on the nature of the gene.

Components: The ORF clone is ion-exchange column purified and shipped in a 2D barcoded Matrix tube containing 10ug of transfection-ready, dried plasmid DNA (reconstitute with 100 ul of water).

Reconstitution Method:

1. Centrifuge at 5,000xg for 5min.
2. Carefully open the tube and add 100ul of sterile water to dissolve the DNA.
3. Close the tube and incubate for 10 minutes at room temperature.
4. Briefly vortex the tube and then do a quick spin (less than 5000xg) to concentrate the liquid at the bottom.
5. Store the suspended plasmid at -20°C. The DNA is stable for at least one year from date of shipping when stored at -20°C.

RefSeq: [NM_015932.6](#)

RefSeq Size: 1477 bp

RefSeq ORF: 426 bp

Locus ID: 51371

UniProt ID: [Q9Y244](#)

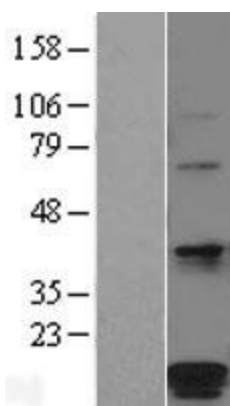
Cytogenetics: 13q12.3

Protein Pathways: Proteasome


MW: 15.8 kDa

Gene Summary: The protein encoded by this gene is a molecular chaperone that binds 20S preproteasome components and is essential for 20S proteasome formation. The 20S proteasome is the proteolytically active component of the 26S proteasome complex. The encoded protein is degraded before the maturation of the 20S proteasome is complete. A variant in the 5' UTR of this gene has been associated with KLICK syndrome, a rare skin disorder.[provided by RefSeq, Aug 2010]

Product images:



Western blot validation of overexpression lysate (Cat# [LY402471]) using anti-DDK antibody (Cat# [TA50011-100]). Left: Cell lysates from untransfected HEK293T cells; Right: Cell lysates from HEK293T cells transfected with RC204812 using transfection reagent MegaTran 2.0 (Cat# [TT210002]).



Coomassie blue staining of purified POMP protein (Cat# [TP304812]). The protein was produced from HEK293T cells transfected with POMP cDNA clone (Cat# RC204812) using MegaTran 2.0 (Cat# [TT210002]).