

Product datasheet for **RC204584**

FAM110A (NM_031424) Human Tagged ORF Clone

Product data:

Product Type:	Expression Plasmids
Product Name:	FAM110A (NM_031424) Human Tagged ORF Clone
Tag:	Myc-DDK
Symbol:	FAM110A
Synonyms:	bA371L19.3; C20orf55; F10
Mammalian Cell Selection:	Neomycin
Vector:	pCMV6-Entry (PS100001)
E. coli Selection:	Kanamycin (25 ug/mL)
ORF Nucleotide Sequence:	>RC204584 ORF sequence Red=Cloning site Blue=ORF Green=Tags(s)

TTTTGTAATACGACTCACTATAGGGCGCCGGGAATTCGTCGACTGGATCCGGTACCGAGGAGATCTGCC
GCC**CGGATCGCC**

ATGCCTGTGCACAGCTGAGCCCCGGAGCCCCGTCCGCCCGCCCTACCTTGCCGCTGCGGACCAGGG
TCCCTGGTACCTGCTACGGGGCCGGCAGATGGTGGAGCCCGAAACCGAGCGCTGTGGAGCGCCTGGA
GGCCGACAAGCCAAGTACGTCAAGAGCCTGCACGTGGCCAACACCCGCCAGGAGCCTGTGCAGCCCTG
CTGTCAAACAGCCGCTTTCAGCCCTGAGACTCGCCGCACAGTCTCACGCCAGCCGCCGAGCCCTGC
CTGGCCCCTGCCGACGGCCCCAGCTGGACCTGGACATCCTCAGCAGCCTCATCGACTTGTGTGACAGCCC
CGTGTCCCTGCCGAGGCCAGCCGACTCCTGGACGGCCGAGGGAGCCGCGCTCCTCCCCAGCCACC
CCTCCGCGACCGCCAGTACCTCTGCGGTCCGCCGGTGGACGTCCGCCCCCTGCCGCTCGCCTG
CCCGGCCCTGCCATCACCCGGCCCTGCCGCCCTCCAGCCAGCCCGCCGCCGGTTTGCAACGCTC
CAAGTCGGACTTGAGCGAGCGCTTTTCTAGGGCAGCCGCTGATCTCGAGCGCTTTTTAACTTCTGCGGC
CTGGACCCGGAGGAGCGAGAGGTTGGGTGTGGCCACCTGGCACGGCCAGCTCGGATATCGTGTCC
TGGCAGGGCCAGTGCTGGCCGGCAGCTCTGAAGGGGCTGCTCCGCCGAGCTCGGTGACTGTTGA
GGAGCGGGCCCGGAGCGCTTCCCTATGGCGTGTGGTGGTGGAGCGCAATGCCCGCTGATCAAGTGG
TTGTATGGGCTAAGGCAGGCTCGGGAGAGCCAGCAGCTGAAGGC

ACGCGTACGCGGCCGCTCGAGCAGAAACTCATCTCAGAAGAGGATCTGGCAGCAAATGATATCCTGGATT
ACAAGGATGACGACGATAAGGTTTAA



[View online »](#)

Protein Sequence: >RC204584 protein sequence
Red=Cloning site Green=Tags(s)

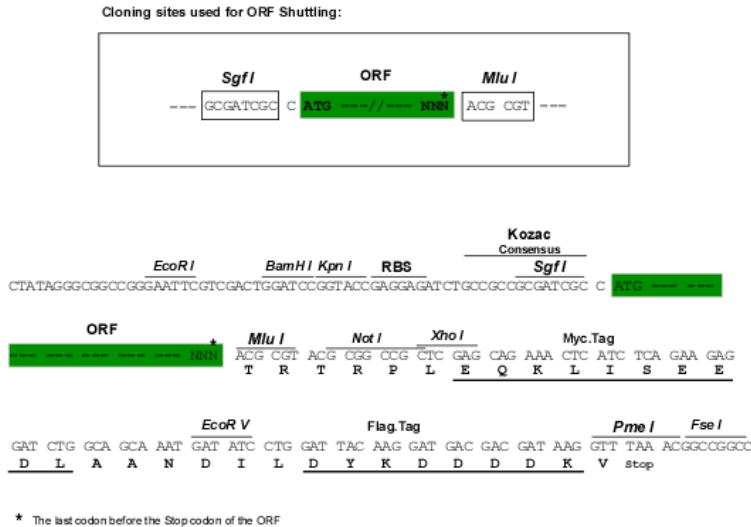
MPVHTLSPGAPSAPALPCRLRTRVPGYLLRGPADGGARKPSAVERLEADKAKYVKSLHVANTRQEPVQPL
 LSKQPLFSPETRRTVLTPSRRALPGPCRRPQLDLIDLSSLIDLCDSPVSPAESRTPGRAEGAGRPPAT
 PPRPPPSTSAVRRVDVRLPASPAPPCSPGPAASSPARPPGLQRKSDLSERF SRAAADLERFFNFCG
 LDPEEARGLGVAHLARASSDIVSLAGPSAGPGSSEGGCSRRSSVTVEERARERVPYGVSVVERNARVIKW
 LYGLRQARESPAPEG

TRTRPLEQKLISEEDLAANDILDYKDDDDKV

Chromatograms: https://cdn.origene.com/chromatograms/mk6395_b02.zip

Restriction Sites: SgfI-MluI

Cloning Scheme:



ACCN: NM_031424

ORF Size: 885 bp

OTI Disclaimer: The molecular sequence of this clone aligns with the gene accession number as a point of reference only. However, individual transcript sequences of the same gene can differ through naturally occurring variations (e.g. polymorphisms), each with its own valid existence. This clone is substantially in agreement with the reference, but a complete review of all prevailing variants is recommended prior to use. [More info](#)

OTI Annotation: This clone was engineered to express the complete ORF with an expression tag. Expression varies depending on the nature of the gene.

Components: The ORF clone is ion-exchange column purified and shipped in a 2D barcoded Matrix tube containing 10ug of transfection-ready, dried plasmid DNA (reconstitute with 100 ul of water).

Reconstitution Method:

1. Centrifuge at 5,000xg for 5min.
2. Carefully open the tube and add 100ul of sterile water to dissolve the DNA.
3. Close the tube and incubate for 10 minutes at room temperature.
4. Briefly vortex the tube and then do a quick spin (less than 5000xg) to concentrate the liquid at the bottom.
5. Store the suspended plasmid at -20°C. The DNA is stable for at least one year from date of shipping when stored at -20°C.

RefSeq: [NM_031424.4](#)

RefSeq Size: 1672 bp

RefSeq ORF: 888 bp

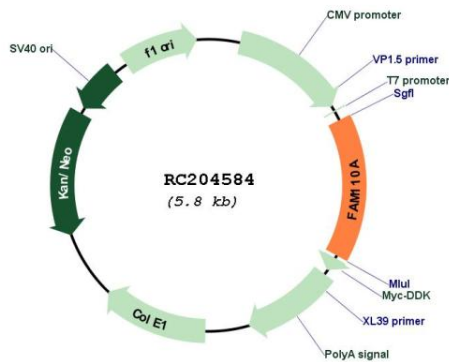
Locus ID: 83541

UniProt ID: [Q9BQ89](#)

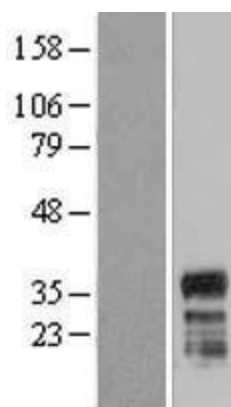
Cytogenetics: 20p13

MW: 31.3 kDa

Product images:



Circular map for RC204584



Western blot validation of overexpression lysate (Cat# [LY410535]) using anti-DDK antibody (Cat# [TA50011-100]). Left: Cell lysates from untransfected HEK293T cells; Right: Cell lysates from HEK293T cells transfected with RC204584 using transfection reagent MegaTran 2.0 (Cat# [TT210002]).