

Product datasheet for **RC204567**

THRSP (NM_003251) Human Tagged ORF Clone

Product data:

Product Type: Expression Plasmids
Product Name: THRSP (NM_003251) Human Tagged ORF Clone
Tag: Myc-DDK
Symbol: THRSP
Synonyms: Lpgp; LPGP1; S14; SPOT14; THRP
Mammalian Cell Selection: Neomycin
Vector: pCMV6-Entry (PS100001)
E. coli Selection: Kanamycin (25 ug/mL)
ORF Nucleotide Sequence: >RC204567 ORF sequence
Red=Cloning site Blue=ORF Green=Tags(s)

TTTTGTAATACGACTCACTATAGGGCGGCCGGAATTCGTCGACTGGATCCGGTACCGAGGAGATCTGCC
GCC**CGATCGCC**

ATGCAGGTGCTAACCAAGCGTTACCCCAAGAACTGCCTGCTGACCGTCATGGACCGGTATGCAGCCGAGG
TGCACAACATGGAGCAGGTGGTATGATCCCCAGCCTTCTGCGGGACGTGCAGCTGAGTGGGCTGGGG
CCAGGCCAGGCTGAGGCCCTGATCTCTACACCTACTTCACCATGCTCAAGGCCATCTGTGGATGTG
GACCATGGGCTGCTGCCCGGGAGGAGTGGCAGGCCAAGGTGGCAGGCAGCGAAGAGAATGGAACCGCAG
AGACAGAGGAAGTCGAGGACGAGAGTGCCTCAGGAGAGCTGGACCTGGAAGCCCAGTTCCACCTGCACTT
CTCCAGCCTCCATCACATCCTCATGCACCTCACCGAGAAAGCCCAGGAGGTGACAAGGAAATACCAGGAA
ATGACGGGACAAGTTTG

ACGCGTACGCGGCCGCTCGAGCAGAACTCATCTCAGAAGAGGATCTGGCAGCAAATGATATCCTGGATT
ACAAGGATGACGACGATAAGGTTTAA

Protein Sequence: >RC204567 protein sequence
Red=Cloning site Green=Tags(s)

MQVLTKRYPKNLLTVMdryAAEVHNMEQVVMIPsLLRDVQLSGPGGQAQAEAPDLYTYFTMLKAICVDV
DHGLLPREEWQAKVAGSEENGTAETEEVEDESASGELDLEAQFHLHFSSLHHILMHLTEKAQEVTRKYQE
MTGQVW

TRTRPLEQKLISEEDLAANDILDYKDDDDKV

Chromatograms: https://cdn.origene.com/chromatograms/mk6013_a10.zip



[View online >](#)

Restriction Sites: SgfI-MluI

Cloning Scheme:



ACCN: NM_003251

ORF Size: 438 bp

OTI Disclaimer: The molecular sequence of this clone aligns with the gene accession number as a point of reference only. However, individual transcript sequences of the same gene can differ through naturally occurring variations (e.g. polymorphisms), each with its own valid existence. This clone is substantially in agreement with the reference, but a complete review of all prevailing variants is recommended prior to use. [More info](#)

OTI Annotation: This clone was engineered to express the complete ORF with an expression tag. Expression varies depending on the nature of the gene.

Components: The ORF clone is ion-exchange column purified and shipped in a 2D barcoded Matrix tube containing 10ug of transfection-ready, dried plasmid DNA (reconstitute with 100 ul of water).

- Reconstitution Method:
1. Centrifuge at 5,000xg for 5min.
 2. Carefully open the tube and add 100ul of sterile water to dissolve the DNA.
 3. Close the tube and incubate for 10 minutes at room temperature.
 4. Briefly vortex the tube and then do a quick spin (less than 5000xg) to concentrate the liquid at the bottom.
 5. Store the suspended plasmid at -20°C. The DNA is stable for at least one year from date of shipping when stored at -20°C.

RefSeq: [NM_003251.4](#)

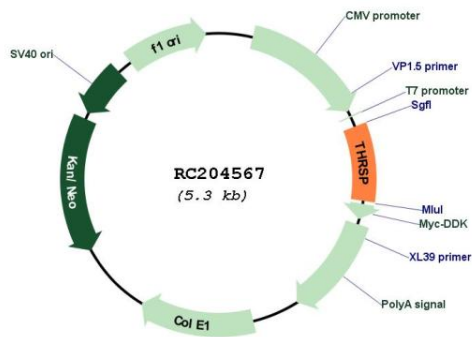
RefSeq Size: 1182 bp

RefSeq ORF: 441 bp

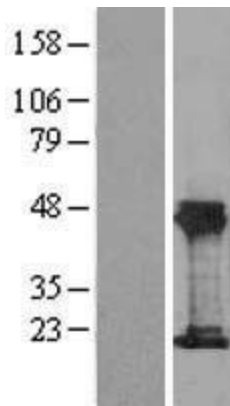
Locus ID: 7069

UniProt ID: [Q92748](#)
Cytogenetics: 11q14.1
Protein Families: Transcription Factors
MW: 16.6 kDa
Gene Summary: The protein encoded by this gene is similar to the gene product of S14, a rat gene whose expression is limited to liver and adipose tissue and is controlled by nutritional and hormonal factors. This gene has been shown to be expressed in liver and adipocytes, particularly in lipomatous modules. It is also found to be expressed in lipogenic breast cancers, which suggests a role in controlling tumor lipid metabolism. [provided by RefSeq, Jul 2008]


Product images:



Circular map for RC204567



Western blot validation of overexpression lysate (Cat# [LY401120]) using anti-DDK antibody (Cat# [TA50011-100]). Left: Cell lysates from untransfected HEK293T cells; Right: Cell lysates from HEK293T cells transfected with RC204567 using transfection reagent MegaTran 2.0 (Cat# [TT210002]).



Coomassie blue staining of purified THRSP protein (Cat# [TP304567]). The protein was produced from HEK293T cells transfected with THRSP cDNA clone (Cat# RC204567) using MegaTran 2.0 (Cat# [TT210002]).