

Product datasheet for **RC204479**

RND3 (NM_005168) Human Tagged ORF Clone

Product data:

Product Type:	Expression Plasmids
Product Name:	RND3 (NM_005168) Human Tagged ORF Clone
Tag:	Myc-DDK
Symbol:	RND3
Synonyms:	ARHE; memB; Rho8; RhoE
Mammalian Cell Selection:	Neomycin
Vector:	pCMV6-Entry (PS100001)
E. coli Selection:	Kanamycin (25 ug/mL)
ORF Nucleotide Sequence:	>RC204479 ORF sequence Red=Cloning site Blue=ORF Green=Tags(s)

TTTTGTAATACGACTCACTATAGGGCGGCCGGAATTCGTCGACTGGATCCGGTACCGAGGAGATCTGCC
GCC**CGATCGCC**

ATGAAGGAGAGAAGAGCCAGCCAGAAATTATCCAGCAAATCTATCATGGATCCTAATCAGAACGTGAAAT
GCAAGATAGTTGTGGTGGGAGACAGTCAGTGTGGAAAACTGCGCTGCTCCATGTCTTCGCCAAGGACTG
CTTCCCCGAGAATTACGTTCTACAGTGTGGGAGAAATACACGGCCAGTTTTGAAATCGACACACAAAGA
ATAGAGTTGAGCCTGTGGACACTTCGGGTTCTCCTTACTATGACAATGTCGGCCCCCTCTTTACCTG
ATTCGGATGCTGTGCTGATTTGCTTTGACATCAGTAGACCAGAGACCCTGGACAGTGTCTCAAAAAGTG
GAAAGGTGAAATCCAGGAATTTGTCCAAATACCAAATGCTCTTGGTCGGCTGCAAGTCTGATCTGCGG
ACAGATGTTAGTACATTAGTAGAGCTCTCCAATCACAGGCAGACGCCAGTGTCTATGACCAGGGGGCAA
ATATGGCCAAACAGATTGGAGCAGCTACTTATATCGAATGCTCAGCTTTACAGTCGGAAAATAGCGTCAG
AGACATTTTTACGTTGCCACCTTGGCATGTGTAATAAGACAAAATAAAACGTTAAGCGGAACAAATCA
CAGAGAGCCACAAAGCGGATTTACACATGCCTAGCAGACCAGAACTCTCGGCAGTTGCTACGGACTTAC
GAAAGGACAAAGCGAAGAGCTGCACTGTGATG

ACGCGTACGCGGCCGCTCGAGCAGAAACTCATCTCAGAAGAGGATCTGGCAGCAAATGATATCCTGGATT
ACAAGGATGACGACGATAAGGTTTAA



[View online »](#)

Protein Sequence: >RC204479 protein sequence
 Red=Cloning site Green=Tags(s)

MKERRASQKLSSKIMDPNQNVKCKIVVVGDSQCGKTALLHVFADKCFPENYVPTVFENYASFEIDTQR
 IELSLWDTSGSPYYDNVRPLSYPDSDAVLICFDISRPELTDVSLKKWKEIQEFCPNTKMLLVGCKSDLR
 TDVSTLVELSNHRQTPVSYDQGANMAKQIGAATYIECSALQSENSVRDIFHVATLACVKNKTNKVKRNKS
 QRATKRISHMPSRPELSAVATDLRDKKAKSCTVM

TRTRPLEQKLISEEDLAANDILDYKDDDDKV

Chromatograms: https://cdn.origene.com/chromatograms/mk6311_h02.zip

Restriction Sites: SgfI-MluI

Cloning Scheme:

Cloning sites used for ORF Shuttling:



* The last codon before the Stop codon of the ORF

ACCN: NM_005168

ORF Size: 732 bp

OTI Disclaimer: The molecular sequence of this clone aligns with the gene accession number as a point of reference only. However, individual transcript sequences of the same gene can differ through naturally occurring variations (e.g. polymorphisms), each with its own valid existence. This clone is substantially in agreement with the reference, but a complete review of all prevailing variants is recommended prior to use. [More info](#)

OTI Annotation: This clone was engineered to express the complete ORF with an expression tag. Expression varies depending on the nature of the gene.

Components: The ORF clone is ion-exchange column purified and shipped in a 2D barcoded Matrix tube containing 10ug of transfection-ready, dried plasmid DNA (reconstitute with 100 ul of water).

Reconstitution Method:

1. Centrifuge at 5,000xg for 5min.
2. Carefully open the tube and add 100ul of sterile water to dissolve the DNA.
3. Close the tube and incubate for 10 minutes at room temperature.
4. Briefly vortex the tube and then do a quick spin (less than 5000xg) to concentrate the liquid at the bottom.
5. Store the suspended plasmid at -20°C. The DNA is stable for at least one year from date of shipping when stored at -20°C.

RefSeq: [NM_005168.4](#)

RefSeq Size: 2712 bp

RefSeq ORF: 735 bp

Locus ID: 390

UniProt ID: [P61587](#)

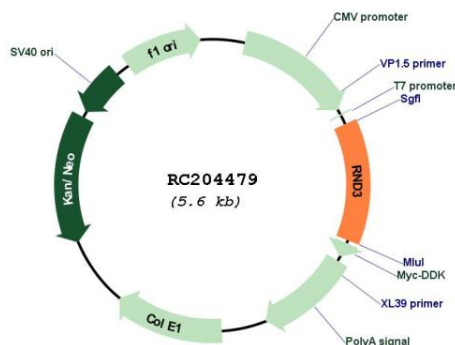
Cytogenetics: 2q23.3

Domains: ras, RAS, RHO, RAB


MW: 27.4 kDa

Gene Summary: This gene encodes a protein which is a member of the small GTPase protein superfamily. The encoded protein binds only GTP but has no GTPase activity, and appears to act as a negative regulator of cytoskeletal organization leading to loss of adhesion. Multiple alternatively spliced variants, encoding the same protein, have been identified. [provided by RefSeq, Dec 2011]


Product images:



Circular map for RC204479



Western blot validation of overexpression lysate (Cat# [LY417471]) using anti-DDK antibody (Cat# [TA50011-100]). Left: Cell lysates from untransfected HEK293T cells; Right: Cell lysates from HEK293T cells transfected with RC204479 using transfection reagent MegaTran 2.0 (Cat# [TT210002]).



Coomassie blue staining of purified RND3 protein (Cat# [TP304479]). The protein was produced from HEK293T cells transfected with RND3 cDNA clone (Cat# RC204479) using MegaTran 2.0 (Cat# [TT210002]).