

Product datasheet for **RC204449**

BLBP (FABP7) (NM_001446) Human Tagged ORF Clone

Product data:

Product Type: Expression Plasmids
Product Name: BLBP (FABP7) (NM_001446) Human Tagged ORF Clone
Tag: Myc-DDK
Symbol: BLBP
Synonyms: B-FABP; BLBP; FABPB; MRG
Mammalian Cell Selection: Neomycin
Vector: pCMV6-Entry (PS100001)
E. coli Selection: Kanamycin (25 ug/mL)
ORF Nucleotide Sequence: >RC204449 ORF sequence
Red=Cloning site Blue=ORF Green=Tags(s)

TTTTGTAATACGACTCACTATAGGGCGGCCGGAATTCGTCGACTGGATCCGGTACCGAGGAGATCTGCC
GCC**CGATCGCC**

ATGGTGGAGGCTTTCTGTGCTACCTGGAAGCTGACCAACAGTCAGAAGTTTGTAGTACATGAAGGCTC
TAGGCGTGGGCTTTGCCACTAGGCAGGTGGAAATGTGACCAAACCAACGGTAATTATCAGTCAAGAAGG
AGACAAAGTGGTCATCAGGACTCTCAGCACATTCAAGAACACGGAGATTAGTTCCAGCTGGGAGAAGAG
TTTGATGAAACCACTGCAGATGATAGAACTGTAAGTCTGTTGTTAGCCTGGATGGAGACAACTTGTTCC
ACATACAGAAATGGGATGGCAAAGAAACAAATTTGTAAGAGAAATTAAGGATGGCAAAATGGTTATGAC
CCTTACTTTTGGTGTGTTGCTGTTCCGCACTATGAGAAGGCA

ACGCGTACGCGGCCGCTCGAGCAGAAACTCATCTCAGAAGAGGATCTGGCAGCAAATGATATCCTGGATT
ACAAGGATGACGACGATAAGGTTTAA

Protein Sequence: >RC204449 protein sequence
Red=Cloning site Green=Tags(s)
MVEAFCATWKL TNSQNFDEYMKALGVGFATRQVGNVTKPTVIIISQEGDKVVIRTLSFKNTEISFQLGEE
FDETTADDRNCKSVVSLDGDKL VHIQKWDGKETNFVREIKDGKMVMTLTFGDVVAVRHYEKA

TRTRPLEQKLISEEDLAANDILDYKDDDDKV

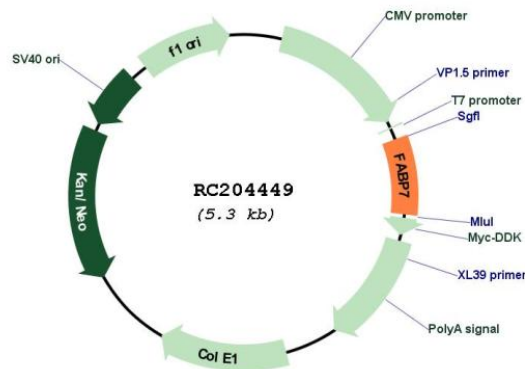
Chromatograms: https://cdn.origene.com/chromatograms/mk6325_g05.zip

Restriction Sites: SgfI-MluI



[View online »](#)

Cloning Scheme:

Plasmid Map:


ACCN: NM_001446


ORF Size: 396 bp

OTI Disclaimer: The molecular sequence of this clone aligns with the gene accession number as a point of reference only. However, individual transcript sequences of the same gene can differ through naturally occurring variations (e.g. polymorphisms), each with its own valid existence. This clone is substantially in agreement with the reference, but a complete review of all prevailing variants is recommended prior to use. [More info](#)


OTI Annotation: This clone was engineered to express the complete ORF with an expression tag. Expression varies depending on the nature of the gene.

Components:	The ORF clone is ion-exchange column purified and shipped in a 2D barcoded Matrix tube containing 10ug of transfection-ready, dried plasmid DNA (reconstitute with 100 ul of water).
Reconstitution Method:	<ol style="list-style-type: none">1. Centrifuge at 5,000xg for 5min.2. Carefully open the tube and add 100ul of sterile water to dissolve the DNA.3. Close the tube and incubate for 10 minutes at room temperature.4. Briefly vortex the tube and then do a quick spin (less than 5000xg) to concentrate the liquid at the bottom.5. Store the suspended plasmid at -20°C. The DNA is stable for at least one year from date of shipping when stored at -20°C.
RefSeq:	<u>NM_001446.5</u>
RefSeq Size:	1005 bp
RefSeq ORF:	399 bp
Locus ID:	2173
UniProt ID:	<u>O15540</u>
Cytogenetics:	6q22.31
Domains:	lipocalin
Protein Pathways:	PPAR signaling pathway
MW:	14.9 kDa
Gene Summary:	The gene encodes a small, highly conserved cytoplasmic protein that bind long-chain fatty acids and other hydrophobic ligands. The encoded protein is important in the establishment of the radial glial fiber in the developing brain. Alternative splicing and promoter usage results in multiple transcript variants encoding different isoforms. Pseudogenes of this gene are found on multiple chromosomes. [provided by RefSeq, Jan 2016]

Product images:



Western blot validation of overexpression lysate (Cat# [LY419933]) using anti-DDK antibody (Cat# [TA50011-100]). Left: Cell lysates from untransfected HEK293T cells; Right: Cell lysates from HEK293T cells transfected with RC204449 using transfection reagent MegaTran 2.0 (Cat# [TT210002]).



Coomassie blue staining of purified FABP7 protein (Cat# [TP304449]). The protein was produced from HEK293T cells transfected with FABP7 cDNA clone (Cat# RC204449) using MegaTran 2.0 (Cat# [TT210002]).