

## Product datasheet for RC204398

### ZNF580 (NM\_207115) Human Tagged ORF Clone

#### Product data:

Product Type: Expression Plasmids  
Product Name: ZNF580 (NM\_207115) Human Tagged ORF Clone  
Tag: Myc-DDK  
Symbol: ZNF580  
Mammalian Cell Selection: Neomycin  
Vector: pCMV6-Entry (PS100001)  
E. coli Selection: Kanamycin (25 ug/mL)  
ORF Nucleotide Sequence: >RC204398 ORF sequence  
Red=Cloning site Blue=ORF Green=Tags(s)

TTTTGTAATACGACTCACTATAGGGCGGCCGGAATTCGTCGACTGGATCCGGTACCGAGGAGATCTGCCGCCCGATCGCC

ATGCTGCTGCTGCCGCCGCGCCACCCACCCCTCGGTCTCTCTCCGGAGGCCATGGACCCACCGCCCCCAAGGCTCCCCCTTCCCAAGGCGGAAGGCCCTCCTCACTCCTTCTCGGCGGCGGGGCCCGACC  
CCCGCGGTGGGCGCCACCTCCTCATCGACGCCAATGGGGTCCCTACACATACACGGTGCAGCTGGAGGAGGAGCCCGGGGCCCGCCACGCGCGAGGCGCCCGAGGAGCCCGGCCCTCGCAAGGGCTACAGCT  
GCCCGGAGTGCGCCGTGTCTTTGCCAGCCCTTGCGGCTGCAGAGCCACCGCGTGTGCGACTCGGACCTCAAGCCCTTACAGTGCAGCGCCTGCGGCAAGGCCTTCAAGCGCTCCAGCCACCTGTGCGCGCATCGCGCC  
ACGCACCGCGCCCGCGGCGCCGCGCACACCTGCCCGCTGTCCACGCCGCTTCCAGGACGCCGCGGAGCTGGCGCAGCAGTGCCTCCAC

ACGCGTACGCGGCCGCTCGAGCAGAACTCATCTCAGAAGAGGATCTGGCAGCAAATGATATCCTGGATTACAAGGATGACGACGATAAGGTTTAA

Protein Sequence: >RC204398 protein sequence  
Red=Cloning site Green=Tags(s)

MLLLPPRPPHPRSSSPEAMDPPPPKAPFPKAEGPSSTPSSAAGPRPPRLGRHLLIDANGVPYTYTVQLEEPRGPPQREAPPGEPRKGYSCPECARVFAASPLRLQSHRVSHSDLKPFTCGACGKAFKRSSHLSRHRA  
THRARAGPPHTCPLCPRRFQDAEELAQHVRLH

TRTRPLEQKLISEEDLAANDILDYKDDDDKV

Chromatograms: [https://cdn.origene.com/chromatograms/mk6311\\_h05.zip](https://cdn.origene.com/chromatograms/mk6311_h05.zip)

Restriction Sites: Sgfl-MluI



[View online >](#)

**Cloning Scheme:**


**ACCN:** NM\_207115

**ORF Size:** 516 bp

**OTI Disclaimer:** The molecular sequence of this clone aligns with the gene accession number as a point of reference only. However, individual transcript sequences of the same gene can differ through naturally occurring variations (e.g. polymorphisms), each with its own valid existence. This clone is substantially in agreement with the reference, but a complete review of all prevailing variants is recommended prior to use. [More info](#)

**OTI Annotation:** This clone was engineered to express the complete ORF with an expression tag. Expression varies depending on the nature of the gene.

**Components:** The ORF clone is ion-exchange column purified and shipped in a 2D barcoded Matrix tube containing 10ug of transfection-ready, dried plasmid DNA (reconstitute with 100 ul of water).

- Reconstitution Method:**
1. Centrifuge at 5,000xg for 5min.
  2. Carefully open the tube and add 100ul of sterile water to dissolve the DNA.
  3. Close the tube and incubate for 10 minutes at room temperature.
  4. Briefly vortex the tube and then do a quick spin (less than 5000xg) to concentrate the liquid at the bottom.
  5. Store the suspended plasmid at -20°C. The DNA is stable for at least one year from date of shipping when stored at -20°C.

**RefSeq:** [NM\\_207115.1](#), [NP\\_996998.1](#)

**RefSeq Size:** 1152 bp

**RefSeq ORF:** 519 bp

**Locus ID:** 51157

**UniProt ID:** [Q9UK33](#)

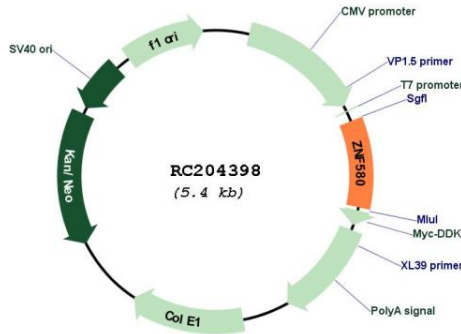
**Cytogenetics:** 19q13.42

**Protein Families:** Transcription Factors


**MW:** 18.8 kDa

**Gene Summary:** Involved in the regulation of endothelial cell proliferation and migration. Mediates H(2)O(2)-induced leukocyte chemotaxis by elevating interleukin-8 production and may play a role in inflammation. May be involved in transcriptional regulation.[UniProtKB/Swiss-Prot Function]


**Product images:**



Circular map for RC204398



Western blot validation of overexpression lysate (Cat# [LY431774]) using anti-DDK antibody (Cat# [TA50011-100]). Left: Cell lysates from untransfected HEK293T cells; Right: Cell lysates from HEK293T cells transfected with [RC228746] using transfection reagent MegaTran 2.0 (Cat# [TT210002]).



Coomassie blue staining of purified ZNF580 protein (Cat# [TP304398]). The protein was produced from HEK293T cells transfected with ZNF580 cDNA clone (Cat# RC204398) using MegaTran 2.0 (Cat# [TT210002]).