

Product datasheet for **RC204379**

ZNF385 (ZNF385A) (NM_015481) Human Tagged ORF Clone

Product data:

Product Type:	Expression Plasmids
Product Name:	ZNF385 (ZNF385A) (NM_015481) Human Tagged ORF Clone
Tag:	Myc-DDK
Symbol:	ZNF385
Synonyms:	HZF; RZF; ZFP385; ZNF385
Mammalian Cell Selection:	Neomycin
Vector:	pCMV6-Entry (PS100001)
E. coli Selection:	Kanamycin (25 ug/mL)
ORF Nucleotide Sequence:	>RC204379 ORF sequence Red=Cloning site Blue=ORF Green=Tags(s)

TTTTGTAATACGACTCACTATAGGGCGCCGGGAATTCGTCGACTGGATCCGGTACCGAGGAGATCTGCC
GCC**CGGATCGCC**

ATGCAGCCCCACTGGACCTCAAGCAGATCCTGCCCTTCCCACTCGAGCCAGCCCCTACCCTTGGCCTCT
TCAGCAACTACAGCACCATGGACCCTGTGCAGAAGGCTGTGCTCTCCACACTTTTGGGGGACCCTTGCT
CAAGACCAAGCGGCCCGTCATTTCTGTAATATCTGTCAAATCCGCTTCAATTCTCAGAGCCAGGCTGAG
GGCAGCTACAAAGGTAATCGCCACGCCGACGAGTCAAAGGCATTGAGGCTGCCAAGACCAGAGGCAGGG
AGCCTGGCGTCCGAGAACCTGGAGATCCAGCTCCCCAGGCAGCACCCCAACAAATGGGGATGGTGTAGC
ACCCCGTCCAGTTTCCATGGAGAATGGACTGGGGCCAGCCCAGGATCCCAGAGAAACAGCCTGGCTCC
CCATCCCCCTCCAGCATTCCGGAGACTGGTCAGGGTGAACCAAGGGTGAAGGGGGGACTCCAGCCCCGG
CTTCTTGGCTGGGGTAGCAAGGAAGAGGAGGAGAAAGCCAAGCGGCTGCTCTACTGTGCTCTGTGCAA
GGTGGCTGTGAACTCCCTGTCCAGCTTGGAGCACATAACAAAGGTAAGCACAAGACAATTCTGGAG
GCCCGAAGTGGGCTCGGGCCATCAAAGCTTACCCTCGGCTGGGGCTCCACCCCGGGGAACCAGAGG
CTCCTGCCAGGACCGAATTTCCACTGTGAGATCTGCAATGTCAAGGTCAACTCGGAGGTCCAAGTAA
ACAGCACATCTCCAGCCGGCGGCACCGAGACGGCGTGGCCGGGAAGCCCAACCCACTACTGAGCCGTCAC
AAGAAGTCTAGGGCGCCGGGGAGCTGGCGGGCACGCTGATTTTCCAAGGAGCTGCCAAGTCCCTGG
CGGGCGGCTGCTCCCCAGCCCCCTGGCGGTGGCTGCAGTGATGGCAGCGGCAGCAGGCTCGCCGCTGTC
CCTGCGCCGGCTCCAGCCGACCTCTTCTCCAGGGACCGCCGATCACTACCCTCTGCTTACCCGGCC
CCCGGACCATCCGAAGTGCACGACGCCATCTCTTCTCCCCGTAC

ACGCGTACGCGGCCGCTCGAGCAGAACTCATCTCAGAAGAGGATCTGGCAGCAAATGATATCCTGGATT
ACAAGGATGACGACGATAAGGTTAA



[View online »](#)

Protein Sequence: >RC204379 protein sequence
Red=Cloning site Green=Tags(s)

MQPPLDLKQILPFPLEPAPTLGLFSNYSTMDPVQKAVLSHTFGGPLLKTKRPVISCNICQIRFNSQSQAE
 AHYKGNRHARRVKGIEAAKTRGREPGVREPGDPAPPGSTPTNGDGVAPRPVSMENGLGPAPGSPEKQPGS
 PSPPSIPETGQGVTKGEGGTPAPASLPGGSKEEEEKAKRLLYCALCKVAVNSLSQLEAHNKGTKHKHTILE
 ARSGLGPIKAYPRLGPPTPGEPEAPAQDRTFHCEICNVKVNSEVQLKQHISSRRHRDGVAGKPNPLL SRH
 KKSRRGAGELAGTLTFSKELPKSLAGLLPSPLAVAAVMAAAAGSPLSLRPAPAAPLLQGPPITHPLLHPA
 PGPVRTAHGPILFSPY

TRTRPLEQKLISEEDLAANDILDYKDDDDKV

Chromatograms: https://cdn.origene.com/chromatograms/mk6324_g10.zip

Restriction Sites: SgfI-MluI

Cloning Scheme:



ACCN: NM_015481

ORF Size: 1098 bp

OTI Disclaimer: The molecular sequence of this clone aligns with the gene accession number as a point of reference only. However, individual transcript sequences of the same gene can differ through naturally occurring variations (e.g. polymorphisms), each with its own valid existence. This clone is substantially in agreement with the reference, but a complete review of all prevailing variants is recommended prior to use. [More info](#)

OTI Annotation: This clone was engineered to express the complete ORF with an expression tag. Expression varies depending on the nature of the gene.

Components: The ORF clone is ion-exchange column purified and shipped in a 2D barcoded Matrix tube containing 10ug of transfection-ready, dried plasmid DNA (reconstitute with 100 ul of water).

Reconstitution Method:

1. Centrifuge at 5,000xg for 5min.
2. Carefully open the tube and add 100ul of sterile water to dissolve the DNA.
3. Close the tube and incubate for 10 minutes at room temperature.
4. Briefly vortex the tube and then do a quick spin (less than 5000xg) to concentrate the liquid at the bottom.
5. Store the suspended plasmid at -20°C. The DNA is stable for at least one year from date of shipping when stored at -20°C.

RefSeq: [NM_015481.3](#)

RefSeq Size: 2444 bp

RefSeq ORF: 1101 bp

Locus ID: 25946

UniProt ID: [Q96PM9](#)

Cytogenetics: 12q13.13

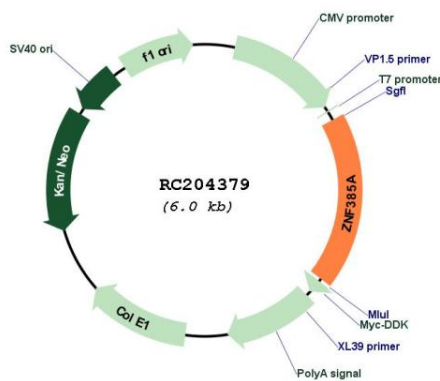
Domains: ZnF_U1, zf-C2H2

Protein Families: Transcription Factors

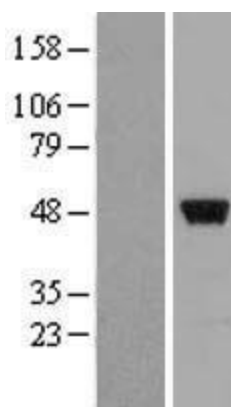
MW: 38.3 kDa

Gene Summary: Zinc finger proteins, such as ZNF385A, are regulatory proteins that act as transcription factors, bind single- or double-stranded RNA, or interact with other proteins (Sharma et al., 2004 [PubMed 15527981]).[supplied by OMIM, Oct 2008]


Product images:



Circular map for RC204379



Western blot validation of overexpression lysate (Cat# [LY414516]) using anti-DDK antibody (Cat# [TA50011-100]). Left: Cell lysates from untransfected HEK293T cells; Right: Cell lysates from HEK293T cells transfected with RC204379 using transfection reagent MegaTran 2.0 (Cat# [TT210002]).



Coomassie blue staining of purified ZNF385A protein (Cat# [TP304379]). The protein was produced from HEK293T cells transfected with ZNF385A cDNA clone (Cat# RC204379) using MegaTran 2.0 (Cat# [TT210002]).