

## Product datasheet for **RC204377**

### CCDC134 (NM\_024821) Human Tagged ORF Clone

#### Product data:

**Product Type:** Expression Plasmids  
**Product Name:** CCDC134 (NM\_024821) Human Tagged ORF Clone  
**Tag:** Myc-DDK  
**Symbol:** CCDC134  
**Mammalian Cell Selection:** Neomycin  
**Vector:** pCMV6-Entry (PS100001)  
**E. coli Selection:** Kanamycin (25 ug/mL)  
**ORF Nucleotide Sequence:** >RC204377 ORF sequence  
 Red=Cloning site Blue=ORF Green=Tags(s)

TTTTGTAATACGACTCACTATAGGGCGGCCGGAATTCGTCGACTGGATCCGGTACCGAGGAGATCTGCC  
 GCC**CGATCGCC**

ATGGACCTTCTCAATTCCTGGCCTTCTCTTTGTCTGCTTTTGTCTGGGATGGGAGCCACAGGCACCT  
 TGAGGACCTCCCTGGACCAAGCCTGGAGATCTACAAGAAGATGTTTGAGGTGAAGCGCGGGAGCAGCT  
 GTTGGCACTGAAGAACCTGGCACAGCTGAACGACATCCACCAGCAGTACAAGATCCTTGATGTCATGCTC  
 AAGGGCTCTTTAAGGTGCTGGAGGACTCCCGGACAGTGTCTACCGCTGCTGATGTGCTCCAGATGGGC  
 CCTTCCCCAGGACGAGAAGCTGAAGGATGCTTTCTCCACGTGGTGGAGAACACGGCCTTCTTCGGCCG  
 TGTGGTCTGCGCTTCCGAGGATTGTGCACTATTACTTTGACCACAACCTCCAACCTGGAACCTCCTCATC  
 CGCTGGGGTATCAGTTTCTGCAACCAGACAGGCGTCTTCAACCAGGGGCCCACTCGCCATCCTCAGCC  
 TGATGGCCAGGAGCTGGGGATCAGTGAGAAAGACTCCAACCTCCAGAACCCATTTAAAATCGACCGCAC  
 AGAGTTTATTCCAGCACTGACCCTTCCAGAAGGCCCTGAGAGAAGAAGAGAAACGCCGAAAGAAAGAG  
 GAGAAGCGGAAGGAGATCCGAAAAGGCCAAGGATCTCCAGATCCAGTCTGAGTTA

**ACGCGT**ACGCGGCCGCTCGAGCAGAAACTCATCTCAGAAGAGGATCTGGCAGCAATGATATCCTGGATT  
 ACAAGGATGACGACGATAAGGTTTAA

**Protein Sequence:** >RC204377 protein sequence  
 Red=Cloning site Green=Tags(s)

MDLLQLAFLFVLLL SGMGATGTLRTSLDPSLEIYKKMFEVKRREQLLALKNLAQLNDIHQQYKILDVML  
 KGLFKVLEDSRTVLTAAADVLPDGPFPQDEKLDKDAF SHVVENTAFFGDVLRFPRIVHYFFDHNSNWNLLI  
 RWGISFCNQTVFNQGPSPILSLMAQELGISEKDSNFQNPFKIDRTEFIPSTDPFQKALREEEKRRKKE  
 EKRKEIRKGPRI SRSQSEL

**TRTRPLEQKLISEEDLAANDILDYKDDDDKV**

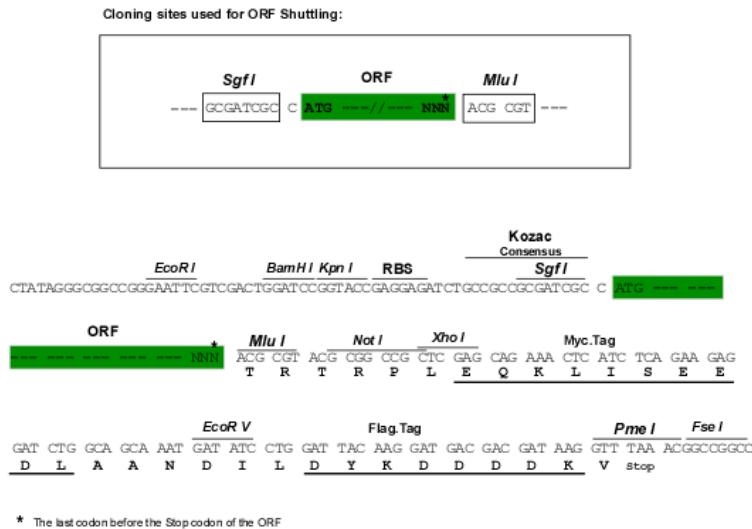


[View online »](#)

**Chromatograms:** [https://cdn.origene.com/chromatograms/mk6538\\_b12.zip](https://cdn.origene.com/chromatograms/mk6538_b12.zip)

**Restriction Sites:** SgfI-MluI

**Cloning Scheme:**



**ACCN:** NM\_024821

**ORF Size:** 687 bp

**OTI Disclaimer:** The molecular sequence of this clone aligns with the gene accession number as a point of reference only. However, individual transcript sequences of the same gene can differ through naturally occurring variations (e.g. polymorphisms), each with its own valid existence. This clone is substantially in agreement with the reference, but a complete review of all prevailing variants is recommended prior to use. [More info](#)

**OTI Annotation:** This clone was engineered to express the complete ORF with an expression tag. Expression varies depending on the nature of the gene.

**Components:** The ORF clone is ion-exchange column purified and shipped in a 2D barcoded Matrix tube containing 10ug of transfection-ready, dried plasmid DNA (reconstitute with 100 ul of water).

**Reconstitution Method:**

1. Centrifuge at 5,000xg for 5min.
2. Carefully open the tube and add 100ul of sterile water to dissolve the DNA.
3. Close the tube and incubate for 10 minutes at room temperature.
4. Briefly vortex the tube and then do a quick spin (less than 5000xg) to concentrate the liquid at the bottom.
5. Store the suspended plasmid at -20°C. The DNA is stable for at least one year from date of shipping when stored at -20°C.

**RefSeq:** [NM\\_024821.5](#)

**RefSeq Size:** 1279 bp

**RefSeq ORF:** 690 bp

**Locus ID:** 79879

UniProt ID: [Q9H6E4](#)

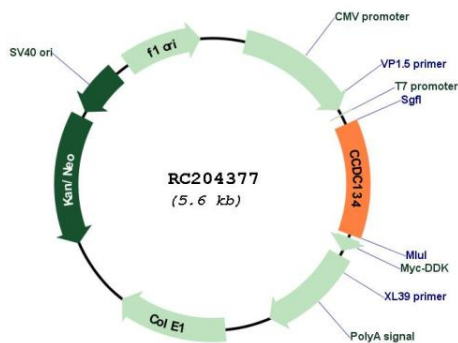
Cytogenetics: 22q13.2

Protein Families: Secreted Protein

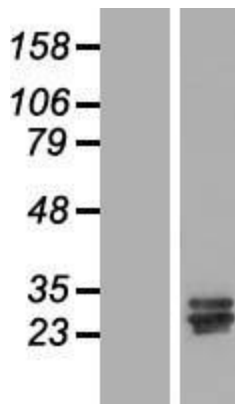
MW: 26.6 kDa

**Gene Summary:** In extracellular secreted form, promotes proliferation and activation of CD8(+) T cells, suggesting a cytokine-like function (PubMed:25125657). Enhances cytotoxic anti-tumor activity of CD8(+) T cells (PubMed:25125657). May inhibit ERK and JNK signaling activity (PubMed:18087676, PubMed:23070808). May suppress cell migration and invasion activity, via its effects on ERK and JNK signaling (PubMed:23070808).[UniProtKB/Swiss-Prot Function]


**Product images:**



Circular map for RC204377



Western blot validation of overexpression lysate (Cat# [LY411042]) using anti-DDK antibody (Cat# [TA50011-100]). Left: Cell lysates from untransfected HEK293T cells; Right: Cell lysates from HEK293T cells transfected with RC204377 using transfection reagent MegaTran 2.0 (Cat# [TT210002]).



Coomassie blue staining of purified CCDC134 protein (Cat# [TP304377]). The protein was produced from HEK293T cells transfected with CCDC134 cDNA clone (Cat# RC204377) using MegaTran 2.0 (Cat# [TT210002]).