

## Product datasheet for **RC204024**

### NOSIP (NM\_015953) Human Tagged ORF Clone

#### Product data:

Product Type:	Expression Plasmids
Product Name:	NOSIP (NM_015953) Human Tagged ORF Clone
Tag:	Myc-DDK
Symbol:	NOSIP
Synonyms:	CGI-25
Mammalian Cell Selection:	Neomycin
Vector:	pCMV6-Entry (PS100001)
E. coli Selection:	Kanamycin (25 ug/mL)
ORF Nucleotide Sequence:	>RC204024 ORF sequence Red=Cloning site Blue=ORF Green=Tags(s)

TTTTGTAATACGACTCACTATAGGGCGCCGGGAATTCGTCGACTGGATCCGGTACCGAGGAGATCTGCC  
GCC**CGATCGCC**

ATGACGCGGCATGGCAAGAAGTGCACCGCAGGGGCGTCTACACCTACCACGAGAAGAAGAAGGACACAG  
CGGCCTCGGGCTATGGGACCCAGAACATTCGACTGAGCCGGGATGCCGTGAAGGACTTCGACTGCTGTTG  
TCTCTCCCTGCAGCCTTGCCACGATCCTGTTGTCACCCAGATGGCTACCTGTATGAGCGTGAGGCCATC  
CTGGAGTACATTCTGCACCAGAAGAAGGAGATTGCCCGGCAGATGAAGGCCTACGAGAAGCAGCGGGCA  
CCCGGCGGAGGAGCAGAAGGAGCTTCAGCGGGCGGCCTCGCAGGACCATGTGCGGGCTTCCTGGAGAA  
GGAGTCGCTATCGTGAGCCGGCCCTCAACCCTTTCACAGCCAAGGCCCTCTCGGGCACCAGCCAGAT  
GATGTCCAACCTGGGCCAGTGTGGTCTCCAAGTAAGGACAAGGACAAAGTGCTGCCAGCTTCTGGA  
TCCCGTCGCTGACGCCGAAGCCAAGGCCACCAAGCTGGAGAAGCCGTCCCGCACGGTGACCTGCCCAT  
GTCAGGGAAGCCCTGCGCATGTCGGACCTGACGCCGTGCACTTACACCGCTAGACAGCTCCGTGGAC  
CGCGTGGGGCTCATACCCGACGAGCGCTACGTGTGTGCCGTGACCCGCGACAGCCTGAGCAACGCCA  
CCCCTGCGCTGTGCTGCGGCCCTCTGGGGCTGTGGTCAACCTCGAATGCGTGGAGAAGCTGATTCGGAA  
GGACATGGTGGACCCTGTGACTGGAGACAACTCACAGACCGCGACATCATCGTGTGCAGCGGGCGGT  
ACCGGCTTCGCGGGCTCCGGAGTGAAGTGCAAGCGGAGAAATCACGGCCGGTGATGCAGGCC

**ACGCGT**ACGCGGGCCGCTCGAGCAGAAACTCATCTCAGAAGAGGATCTGGCAGCAAATGATATCCTGGATT  
ACAAGGATGACGACGATAAGGTTTAA



[View online »](#)

**Protein Sequence:** >RC204024 protein sequence  
 Red=Cloning site Green=Tags(s)

MTRHGKNCTAGAVYTYHEKKKDTAASGYGTQNI RLSRDAVKDFDCCCLSLQPCHDPVVPDGYLYEREAI  
 LEYILHQKKEIARQMKAYEKQRGTRREEQKELQRAASQDHVRFLEKESAIIVSRPLNPFTAKALSGTSPD  
 DVQPGPSVGPSPKDKDKVLPSPFWIPSLTPEAKATKLEKPSRTVTCPMSGKPLRMSDLTPVHFHTPLDSSVD  
 RVGLITRSERYVCAVTRDSL SNATPCAVLRPSGAVVTLECVKELIRKDMVDPVTGDKL TDRDIIVLQRGG  
 TGFAGSGVKLQAEKSRPVMQA

TRTRPLEQKLISEEDLAANDILDYKDDDDKV

**Chromatograms:** [https://cdn.origene.com/chromatograms/mk6422\\_b06.zip](https://cdn.origene.com/chromatograms/mk6422_b06.zip)

**Restriction Sites:** SgfI-MluI

**Cloning Scheme:**



**ACCN:** NM\_015953

**ORF Size:** 903 bp

**OTI Disclaimer:** The molecular sequence of this clone aligns with the gene accession number as a point of reference only. However, individual transcript sequences of the same gene can differ through naturally occurring variations (e.g. polymorphisms), each with its own valid existence. This clone is substantially in agreement with the reference, but a complete review of all prevailing variants is recommended prior to use. [More info](#)

**OTI Annotation:** This clone was engineered to express the complete ORF with an expression tag. Expression varies depending on the nature of the gene.

**Components:** The ORF clone is ion-exchange column purified and shipped in a 2D barcoded Matrix tube containing 10ug of transfection-ready, dried plasmid DNA (reconstitute with 100 ul of water).

**Reconstitution Method:**

1. Centrifuge at 5,000xg for 5min.
2. Carefully open the tube and add 100ul of sterile water to dissolve the DNA.
3. Close the tube and incubate for 10 minutes at room temperature.
4. Briefly vortex the tube and then do a quick spin (less than 5000xg) to concentrate the liquid at the bottom.
5. Store the suspended plasmid at -20°C. The DNA is stable for at least one year from date of shipping when stored at -20°C.

**Note:** Plasmids are not sterile. For experiments where strict sterility is required, filtration with 0.22um filter is required.

**RefSeq:** [NM\\_015953.4](#)

**RefSeq Size:** 1367 bp

**RefSeq ORF:** 906 bp

**Locus ID:** 51070

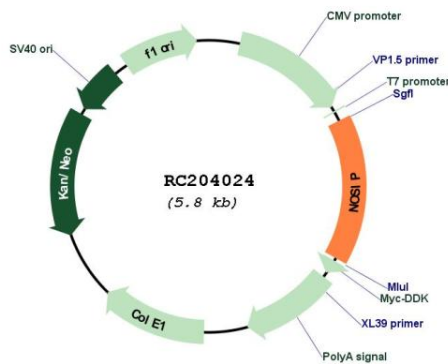
**UniProt ID:** [Q9Y314](#)

**Cytogenetics:** 19q13.33

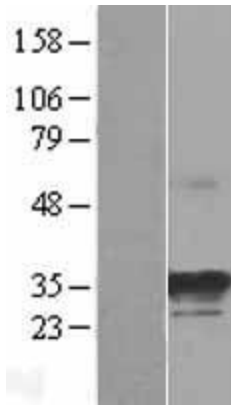
**MW:** 33.2 kDa

**Gene Summary:** The protein encoded by this gene may modulate the activity and localization of nitric oxide synthase (endothelial and neuronal) and thus nitric oxide production. Alternative splicing results in multiple transcript variants that encode the same protein. [provided by RefSeq, Aug 2012]


**Product images:**



Circular map for RC204024



Western blot validation of overexpression lysate (Cat# [LY414305]) using anti-DDK antibody (Cat# [TA50011-100]). Left: Cell lysates from untransfected HEK293T cells; Right: Cell lysates from HEK293T cells transfected with RC204024 using transfection reagent MegaTran 2.0 (Cat# [TT210002]).



Coomassie blue staining of purified NOSIP protein (Cat# [TP304024]). The protein was produced from HEK293T cells transfected with NOSIP cDNA clone (Cat# RC204024) using MegaTran 2.0 (Cat# [TT210002]).