

Product datasheet for **RC203569**

HNRPLL (HNRNPLL) (NM_138394) Human Tagged ORF Clone

Product data:

Product Type:	Expression Plasmids
Product Name:	HNRPLL (HNRNPLL) (NM_138394) Human Tagged ORF Clone
Tag:	Myc-DDK
Symbol:	HNRPLL
Synonyms:	HNRPLL; SRRF
Mammalian Cell Selection:	Neomycin
Vector:	pCMV6-Entry (PS100001)
E. coli Selection:	Kanamycin (25 ug/mL)



[View online »](#)

ORF Nucleotide Sequence:

>RC203569 ORF sequence
 Red=Cloning site Blue=ORF Green=Tags(s)

TTTTGTAATACGACTCACTATAGGGCGGCCGGGAATTCGTCGACTGGATCCGGTACCGAGGAGATCTGCC
 GCC**CGCATCGCC**

ATGTCCTCCTCCTCTTCTCCCCAGGGAGACGTACGAGGAGACCAGGAGTACGAGAGCCAGGCCAAGC
 GTCTCAAGACCGAGGAGGGGAGATCGACTACTCGGCCGAGGAAGCGAGAACCCCGGGGAAAGCGACGCC
 CCGGGGCGGGGCGATGGCGGCGCGGCCGGAGCTTCTCTCAGCCGAGGCAGGTGGAAGTCATCAT
 AAAGTTTCTGTTTCAACCGTCGTCATGTTTCGAGGACTCTGTGAATCTGTGGTGAAGCAGACCTCGTGG
 AAGCGCTGGAAAAATTTGGGACAATATGCTATGTGATGATGATGCCATTTAAACGACAGGCTCTAGTGA
 ATTTGAAAACATAGATAGTGCCAAAGAATGTGTGACATTTGCTGCAGATGAACCCGTGTACATTGCTGGT
 CAACAGGCTTTTTCAACTATTCTACAAGCAAAGGATCACTCGGCCAGGAAATACTGATGATCCATCAG
 GAGGCAACAAAGTCTTCTGCTCTCAATTCAGAATCCGCTTTATCCAATTACAGTGGATGTTTTATATAC
 TGTATGCAACCCCTGTTGGCAAAGTGCAACGTATTGTTATATTCAAGAGAAATGGGATACAAGCAATGGTT
 GAGTTTGAATCAGTCCTTTGTGCCAGAAAGCTAAAGCAGCACTCAATGGAGCTGATATATATGCTGGAT
 GTTGACACTAAAAATTGAATATGCACGGCCAACCTCGTCTAAATGTTATTAGGAATGACAATGACAGTTG
 GGACTACACTAAACCATATTTGGGAAGACGAGATAGAGGAAAGGGTCGCCAGAGACAAGCCATTTTGGGA
 GAACACCCCTTCTCGTTTAGACATGATGGCTATGGATCCCATGGTCCATTATTGCCTTTACCAAGTCGTT
 ACAGAATGGGCTCTCGAGATACACCTGAACTTGTGCTTATCCATTACCACAGGCTTCTTCTCTTACAT
 GCATGGAGGAAATCCCTCTGGTTCAAGTGTGATGTTAGTGGATTACATCACTAAAAATGAATTGTTCA
 AGAGCTTCAACCTGTTCTGCTTATATGGAATATTGAGAAGTAAAATTTATGAAGACCATTCTGGTA
 CAGCATGGTAGAAATGGGTGATGAGTATGCTGTAGAAAAGCTGTCACACACCTTAATAATGTTCAAAAT
 ATTTGGGAAAAGACTTAATGTTTGGCTGTCTAAACAACATTCAGTTGTTCCAAGTCAAATATTTGAGCTG
 GAGGATGGTACCAGCAGCTACAAAGATTTTGAATGAGCAAAAAATATCGCTTTACAAGTCTGGCCAAG
 CATCTAAGAATATAATCCAGCCACCCTCTGTGTTTTGCATTATTATAATGTTCCATTGTGTGTACAGA
 AGAGACCTTCACAAAGTTGTGTAATGACCATGAAGTTCTTACATTCATAAATAAAGTGTGTTGATGCA
 AAACCTTCAGCCAAAACACTTTCTGGGCTATTAGAATGGGAGTGCAAACTGATGCAGTAGAAGCCCTTA
 CGGCACAGTACTATCAGATAAGAGTGCCGAATGGTCCAATCCCTATACATTGAAGCTTTGCTTTTC
 TACATCATCCATTTA

ACGCGTACGCGGCCGCTCGAGCAGAAACTCATCTCAGAAGAGGATCTGGCAGCAAATGATATCCTGGATT
 ACAAGGATGACGACGATAAGGTTTAA

Protein Sequence:

>RC203569 protein sequence
 Red=Cloning site Green=Tags(s)

MSSSSSPRETYEEDREYESQAKRLKTEEGEIDYSAEEGENRREATPRGGDGGGGGRSFSQPEAGGSHH
 KVSVSPVHVHRLCESVVEADLVEALEKFGTICYMMMPFKRQALVEFENIDSAKECVTFAADEPVYIAG
 QQAFFNYSTSKRITRPGNTDDPSSGKNVLLL SIQNPLYPITVDVLYTVCNPVGVQRIVIFKRNGIQAMV
 EFESVLCQAQAKAALNGADIYAGCCTLIEYARPTLNINRNDNSWDYTKPYLRDRDRGKGRQRAILG
 EHPSSFRHDGYGSHGPLLPLPSRYRMGSRDTPELVAYPLPQASSYMHGGNPSGVSVMVSLHQLKMNC
 RVFNLFCLYGNIEKVKFMKTIPGTALVEMGDEYAVRAVTHLNNVKLFGKRLNVCVSKQHSVPSQIFEL
 EDGTSSYKDFAMSKNNRFTSAGQASKNI IQPPSCVLHYYNVPLCVTEETF TKLCNDHEVLTFIKYKVFDA
 KPSAKTLSGLLEWECKTDAVEALTALNHYQIRVPNGSNPYTLKLCFSTSSHL

TRTRPLEQKLISEEDLAANDILDYKDDDDKV

Chromatograms:

https://cdn.origene.com/chromatograms/mk6569_d06.zip

Restriction Sites:

Sgfl-MluI

Cloning Scheme:


ACCN: NM_138394

ORF Size: 1626 bp

OTI Disclaimer: The molecular sequence of this clone aligns with the gene accession number as a point of reference only. However, individual transcript sequences of the same gene can differ through naturally occurring variations (e.g. polymorphisms), each with its own valid existence. This clone is substantially in agreement with the reference, but a complete review of all prevailing variants is recommended prior to use. [More info](#)

OTI Annotation: This clone was engineered to express the complete ORF with an expression tag. Expression varies depending on the nature of the gene.

Components: The ORF clone is ion-exchange column purified and shipped in a 2D barcoded Matrix tube containing 10ug of transfection-ready, dried plasmid DNA (reconstitute with 100 ul of water).

- Reconstitution Method:**
1. Centrifuge at 5,000xg for 5min.
 2. Carefully open the tube and add 100ul of sterile water to dissolve the DNA.
 3. Close the tube and incubate for 10 minutes at room temperature.
 4. Briefly vortex the tube and then do a quick spin (less than 5000xg) to concentrate the liquid at the bottom.
 5. Store the suspended plasmid at -20°C. The DNA is stable for at least one year from date of shipping when stored at -20°C.

Note: Plasmids are not sterile. For experiments where strict sterility is required, filtration with 0.22um filter is required.

RefSeq: [NM_138394.4](#)

RefSeq Size: 3053 bp

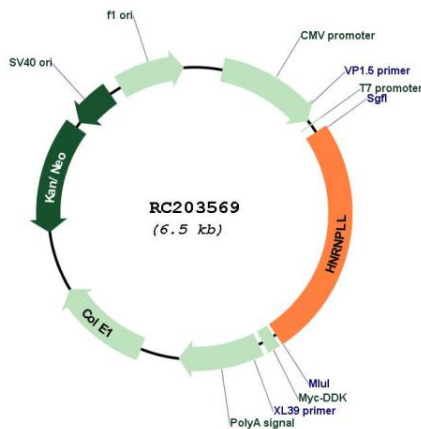
RefSeq ORF: 1629 bp

Locus ID: 92906

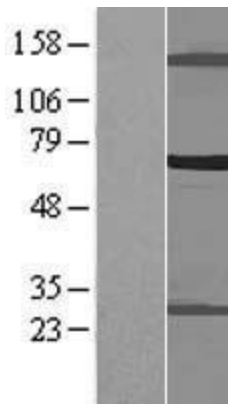
UniProt ID: [Q8WVV9](#)
Cytogenetics: 2p22.1
Domains: RRM
MW: 60.1 kDa

Gene Summary: HNRNPLL is a master regulator of activation-induced alternative splicing in T cells. In particular, it alters splicing of CD45 (PTPRC; MIM 151460), a tyrosine phosphatase essential for T-cell development and activation (Oberdoerffer et al., 2008 [PubMed 18669861]). [supplied by OMIM, Aug 2008]

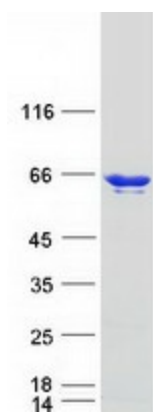
Product images:



Circular map for RC203569



Western blot validation of overexpression lysate (Cat# [LY408658]) using anti-DDK antibody (Cat# [TA50011-100]). Left: Cell lysates from untransfected HEK293T cells; Right: Cell lysates from HEK293T cells transfected with RC203569 using transfection reagent MegaTran 2.0 (Cat# [TT210002]).



Coomassie blue staining of purified HNRNPLL protein (Cat# [TP303569]). The protein was produced from HEK293T cells transfected with HNRNPLL cDNA clone (Cat# RC203569) using MegaTran 2.0 (Cat# [TT210002]).