

Product datasheet for **RC203529**

EIF3K (NM_013234) Human Tagged ORF Clone

Product data:

Product Type:	Expression Plasmids
Product Name:	EIF3K (NM_013234) Human Tagged ORF Clone
Tag:	Myc-DDK
Symbol:	EIF3K
Synonyms:	ARG134; EIF3-p28; EIF3S12; HSPC029; M9; MSTP001; PLAC-24; PLAC24; PRO1474; PTD001
Mammalian Cell Selection:	Neomycin
Vector:	pCMV6-Entry (PS100001)
E. coli Selection:	Kanamycin (25 ug/mL)
ORF Nucleotide Sequence:	>RC203529 ORF sequence Red=Cloning site Blue=ORF Green=Tags(s)

TTTTGTAATACGACTCACTATAGGGCGGCCGGAATTCGTCGACTGGATCCGGTACCGAGGAGATCTGCC
GCC**CGATCGCC**

ATGGCGATGTTTGAGCAGATGAGAGCCAACGTGGGCAAGTTGCTCAAGGGTATCGACAGGTACAATCCTG
AGAACCTGGCCACCCTGGAGCGCTATGTAGAGACGCAGGCCAAGGAAAATGCCTATGATCTGGAAGCCAA
CCTGGCTGTCTGAAGCTGTACCAAGTTCACCCAGCCTCTTTTCAGACCACGGTACCGCCAGATCCTG
CTGAAGGCCCTCACCAACTTGCCGCACACAGACTTCACCCTGTGCAAGTGCATGATCGACCAGGCACATC
AAGAAGAACGGCCAATCCGACAGATTTGTACCTCGGGACCTGCTGGAGACCTGCCATTTCCAGGCCTT
CTGGCAAGCCCTGGATGAAAACATGGACCTCTTGAAGGTATAACTGGCTTTGAAGACTCTGCCGAAAG
TTTATCTGCCATGTTGTGGGTATCACTTACCAGCACATTGACCGCTGGCTGCTGGCCGAGATGCTCGGGG
ATCTGTCCGACAGCCAGCTAAAGGTGTGGATGAGCAAAATACGGCTGGAGTGCCGACGAGTCGGGGCAGAT
CTTCATCTGTAGCCAAGAAGAGACATTAACCCCAAGAACATTGTGGAGAAGATTGACTTTGACAGTGTG
TCCAGCATCATGGCCTCCTCCAG

ACGCGTACGCGGGCCGCTCGAGCAGAAACTCATCTCAGAAGAGGATCTGGCAGCAAATGATATCCTGGATT
ACAAGGATGACGACGATAAGGTTTAA



[View online »](#)

Protein Sequence: >RC203529 protein sequence
Red=Cloning site Green=Tags(s)

MAMFEQMRANVGKLLKGIDRYNPENLATLERYVETQAKENAYDLEANLAVLKLQFNPAFFQTTVTAQIL
 LKALTNLPHTDFTLCKCMIDQAHQEERPIRQILYLGDLLETCHFQAFWQALDENMDLLEGITGFEDSVRK
 FICHVVGITYQHIDRWLLAEMLGDLSDSQLKVWMSKYGWSADESGQIFICSQEESIKPKNIVEKIDFDSV
 SSIMASSQ

TRTRPLEQKLISEEDLAANDILDYKDDDDKV

Chromatograms: https://cdn.origene.com/chromatograms/mk6413_c12.zip

Restriction Sites: SgfI-MluI

Cloning Scheme:

Cloning sites used for ORF Shuttling:



* The last codon before the Stop codon of the ORF

ACCN: NM_013234

ORF Size: 654 bp

OTI Disclaimer: The molecular sequence of this clone aligns with the gene accession number as a point of reference only. However, individual transcript sequences of the same gene can differ through naturally occurring variations (e.g. polymorphisms), each with its own valid existence. This clone is substantially in agreement with the reference, but a complete review of all prevailing variants is recommended prior to use. [More info](#)

OTI Annotation: This clone was engineered to express the complete ORF with an expression tag. Expression varies depending on the nature of the gene.

Components: The ORF clone is ion-exchange column purified and shipped in a 2D barcoded Matrix tube containing 10ug of transfection-ready, dried plasmid DNA (reconstitute with 100 ul of water).

Reconstitution Method:

1. Centrifuge at 5,000xg for 5min.
2. Carefully open the tube and add 100ul of sterile water to dissolve the DNA.
3. Close the tube and incubate for 10 minutes at room temperature.
4. Briefly vortex the tube and then do a quick spin (less than 5000xg) to concentrate the liquid at the bottom.
5. Store the suspended plasmid at -20°C. The DNA is stable for at least one year from date of shipping when stored at -20°C.

RefSeq: [NM_013234.4](#)

RefSeq Size: 898 bp

RefSeq ORF: 657 bp

Locus ID: 27335

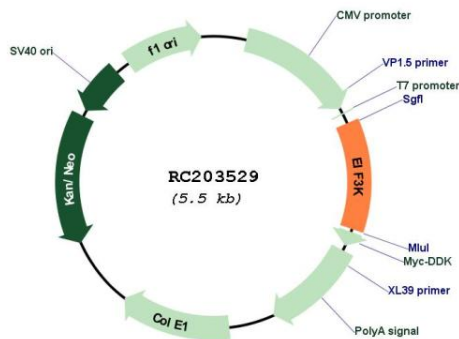
UniProt ID: [Q9UBQ5](#)

Cytogenetics: 19q13.2


MW: 25.1 kDa

Gene Summary: The 700-kD eukaryotic translation initiation factor-3 (eIF3) is the largest eIF and contains at least 12 subunits, including EIF2S12. eIF3 plays an essential role in translation by binding directly to the 40S ribosomal subunit and promoting formation of the 40S preinitiation complex (Mayeur et al., 2003 [PubMed 14519125]).[supplied by OMIM, Mar 2008]


Product images:



Circular map for RC203529



Western blot validation of overexpression lysate (Cat# [LY415721]) using anti-DDK antibody (Cat# [TA50011-100]). Left: Cell lysates from untransfected HEK293T cells; Right: Cell lysates from HEK293T cells transfected with RC203529 using transfection reagent MegaTran 2.0 (Cat# [TT210002]).



Coomassie blue staining of purified EIF3K protein (Cat# [TP303529]). The protein was produced from HEK293T cells transfected with EIF3K cDNA clone (Cat# RC203529) using MegaTran 2.0 (Cat# [TT210002]).