

Product datasheet for **RC203523**

Sts1 (UBASH3B) (NM_032873) Human Tagged ORF Clone

Product data:

Product Type:	Expression Plasmids
Product Name:	Sts1 (UBASH3B) (NM_032873) Human Tagged ORF Clone
Tag:	Myc-DDK
Symbol:	Sts1
Synonyms:	p70; STS-1; STS1; TULA-2; TULA2
Mammalian Cell Selection:	Neomycin
Vector:	pCMV6-Entry (PS100001)
E. coli Selection:	Kanamycin (25 ug/mL)



[View online »](#)

**ORF Nucleotide
Sequence:**

>RC203523 ORF sequence
 Red=Cloning site Blue=ORF Green=Tags(s)

TTTTGTAATACGACTCACTATAGGGCGGCCGGAATTCGTCGACTGGATCCGGTACCGAGGAGATCTGCC
 GCC**GCGATCGCC**

ATGGCTCAGTACGGCCACCCAGTCCGCTCGGCATGGCTGCGAGAGAGGAGCTGTACAGCAAAGTACCCC
 CCCGGAGGAACCGCCAACAGCGCCCCGGCACCATCAAGCATGGATCGGGCTGGACGTGCTCCTCTCCAT
 GGGTTTCCCAGAGCCCGCACAAAAAGCCTTGGCATCCACGGGAGGAAGAAGTGTTCAGGCAGCATGT
 GACTGGTTATTCTCCCATGTGCGGTGACCCCTTCTGGATGACCCCTGCCCGGGAGTACGTCTCTACC
 TCCGTCCCACCGCCCTTAGCACAGAAGCTTCCGACTTTTGGCAGCAGTGAAGCAGATCTGCGGGAA
 GAACAAGGCACACAACATCTTCCCCACATCACACTCTGCCAGTCTTTATGTGCGAGGACAGCAAGGTG
 GATGCCCTGGGGAAAGCCCTGCAGACCACGGTCAGTCGCTGAAATGTAAGTTCTCGGCCCGCTGCCCC
 TGGAGCTCTATACGTCGCAACTTCATCGGCCTTTTGTAAAGGAAGACAGTGGGAGGTCTCAAGAA
 GTTTGCTGCTGACTTTGCTGCAGAGGCTGCATCCAAAACCGAAGTGCATGTGGAACCTCATAAGAAGCAG
 CTACATGTGACCTGGCTTACCCTTCCAAGCCAGCCACCTACCCACCCTAGAGAAAAGTGGCCAGAAACA
 TTGACGTCAAGCTAGGGTGTGACTGGGTGGCTACCATATTTTCTCGGGATATCCGATTTGCTAACCATGA
 GACATTACAGGTCACTACCCCTATACCCACAAAATGACGATGAGCTGGAGCTGGTCCCGGGGACTTC
 ATCTTCATGTCTCCAATGGAGCAGACCAGCAGCGAGGGTTGGATCTATGGCACGTCTTAACCACCG
 GCTGCTCTGGACTCCTGCCTGAGAATTACATTACCAAGGCTGATGAATGCAGCACCTGGATATTTATCG
 TTCTTATTCAATCTTAAATACATCGTCATCCAACCTCTCACGTTTGGGGATGGAGTATTGGAGAGGCGG
 CCTATGAGGACCAGGGCTCGGGGAGACGACTCCTCTACTATCATCTGCCAGCCATGCAGCCGCTGA
 GGGTCAACAGCCAGCCCGCCCCAGAAGCGATGCCTTTTGTGTGTCGGCATGGTGAGAGGATGGATGT
 TGTGTTTGGGAAGTACTGGCTGTCCCAGTGTTCGATGCCAAAGGCCGCTACATACGCACCAACCTGAAC
 ATGCCTCATAGTTTACCTCAGCGGAGTGGTGGTTTCCGAGATTACGAGAAAGATGCTCCCATCACTGTGT
 TTGGATGCATGCAAGCAAGACTAGTGGGTGAAGCCTTATTAGAGAGCAATACCATTATCGATCATGTCTA
 TTGCTCCCGTCCCTTCGCTGCGTTCAGACTGCACACAATATCTTGAAGGTTTACAACAAGAAAATCAC
 TTGAAGATCCGTGTAGAGCCCGCTTATTTGAGTGGACAAAATGGGTGCTGGGAGCACATTACCTGCAT
 GGATACCTCCATCAGAGTTAGCTGCAGCAACCTGAGTGTGATAACAACCTACAGACCTCACATTCCAAT
 CAGCAAATAGTTGTTTTCAGAATCCTATGATACTTATATCAGTAGAAGTTTCCAAGTAACAAAAGAATA
 ATAAGTGAATGTAAAAGTAAAGGAAATAACATCCTGATTGTGGCCACGCATCTTCCCTGAAGCGTGTA
 CCTGCCAACTTCAGGGCCTGTCACCTCAGAACTCCAAGGACTTCGTACAATGGTCCGAAAGATCCATA
 TCTGGGATTTTGTCTGTGAAGAATTAGGAGAAACTGGAATATGGCAGCTGACAGATCCACCAATCCTT
 CCTTTACCCATGGACCAACTGGGGCTTCAACTGGAGAGAGACCTTGCTTCAAGAA

ACGCGTACGCGGCCGCTCGAGCAGAAACTCATCTCAGAAGAGGATCTGGCAGCAAATGATATCCTGGATT
 ACAAGGATGACGACGATAAGGTTTAA

Protein Sequence: >RC203523 protein sequence
Red=Cloning site Green=Tags(s)

MAQYGHPSPLGMAAREELYSKVTPTRRNRQQRPGTIKHGSALDVLLSMGFPRARAQKALASTGGRSVQAAC
 DWLFSHVGDPFLDDPLPREYVLYLRPTGPLAQKLSDFWQQSKQICGKNKAHNIFPHITLCQFFMCEDSKV
 DALGEALQTTVSRWKCKFSAPLPLELYTSSNFIGLFVKEDSAEVLKKFAADF AEAASKTEVHVPHKKQ
 LHVTLAYHFQASHLPTLEKLAQNIDVKLGCDWVATIFSRDIRFANHETLQVIYPYTPQNDDLELVPGDF
 IFMSPMEQTSTSEGWYGTSLTTGCSGLLPENYITKADECSTWIFHGSYSILNTSSNSLTFGDGVLERR
 PYEDQGLGETTPLTIICQPMQPLRVNSQPGPQKRCLFVCRHGERMDVVFVKYWL SQCFDAKGRYIRTNLN
 MPHSLPQRSGGFRDYEKDAPITVFGCMQARLVGEALLESNTIIDHVYCSPLRVCQTAHNLIKGLQQENH
 LKIRVEPGLFEWTKWVAGSTLPAWIPPELAAANL SVDTTYRPHIPISKL VVSESYDTYISRSFQVTK EI
 ISECKSGNNILIVAHASSLEACTCQLQGLSPQNSKDFVQVMRKIPYLGFCSCHEELGETGIWQLTDPPI L
 PLTHGPTGGFNWRETLLE

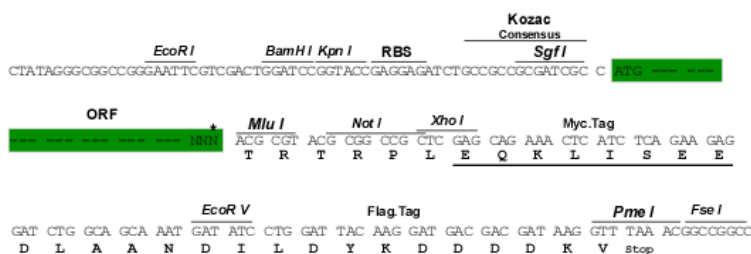
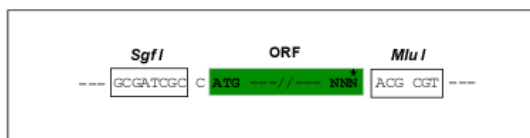
TRTRPLEQKLISEEDLAANDILDYKDDDDKV

Chromatograms: https://cdn.origene.com/chromatograms/mk6674_c06.zip

Restriction Sites: SgfI-MluI

Cloning Scheme:

Cloning sites used for ORF Shuttling:



* The last codon before the Stop codon of the ORF

ACCN: NM_032873

ORF Size: 1947 bp

OTI Disclaimer: The molecular sequence of this clone aligns with the gene accession number as a point of reference only. However, individual transcript sequences of the same gene can differ through naturally occurring variations (e.g. polymorphisms), each with its own valid existence. This clone is substantially in agreement with the reference, but a complete review of all prevailing variants is recommended prior to use. [More info](#)

OTI Annotation: This clone was engineered to express the complete ORF with an expression tag. Expression varies depending on the nature of the gene.

Components: The ORF clone is ion-exchange column purified and shipped in a 2D barcoded Matrix tube containing 10ug of transfection-ready, dried plasmid DNA (reconstitute with 100 ul of water).

Reconstitution Method:

1. Centrifuge at 5,000xg for 5min.
2. Carefully open the tube and add 100ul of sterile water to dissolve the DNA.
3. Close the tube and incubate for 10 minutes at room temperature.
4. Briefly vortex the tube and then do a quick spin (less than 5000xg) to concentrate the liquid at the bottom.
5. Store the suspended plasmid at -20°C. The DNA is stable for at least one year from date of shipping when stored at -20°C.

Note: Plasmids are not sterile. For experiments where strict sterility is required, filtration with 0.22um filter is required.

RefSeq: [NM_032873.5](#)

RefSeq Size: 6917 bp

RefSeq ORF: 1950 bp

Locus ID: 84959

UniProt ID: [Q8TF42](#)

Cytogenetics: 11q24.1

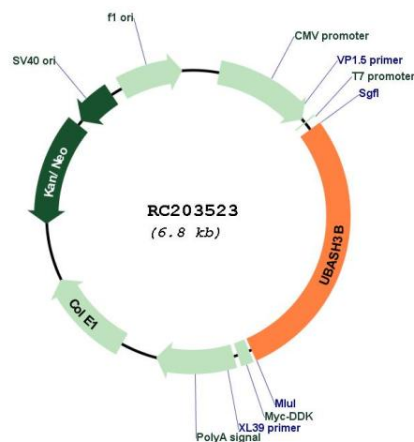
Domains: UBA, PGAM, SH3

Protein Families: Druggable Genome, ES Cell Differentiation/IPS

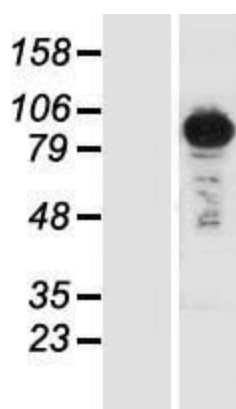
MW: 72.7 kDa

Gene Summary: This gene encodes a protein that contains a ubiquitin associated domain at the N-terminus, an SH3 domain, and a C-terminal domain with similarities to the catalytic motif of phosphoglycerate mutase. The encoded protein was found to inhibit endocytosis of epidermal growth factor receptor (EGFR) and platelet-derived growth factor receptor. [provided by RefSeq, Jul 2008]

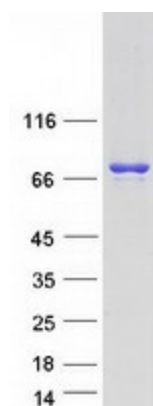
Product images:



Circular map for RC203523



Western blot validation of overexpression lysate (Cat# [LY409906]) using anti-DDK antibody (Cat# [TA50011-100]). Left: Cell lysates from untransfected HEK293T cells; Right: Cell lysates from HEK293T cells transfected with RC203523 using transfection reagent MegaTran 2.0 (Cat# [TT210002]).



Coomassie blue staining of purified UBASH3B protein (Cat# [TP303523]). The protein was produced from HEK293T cells transfected with UBASH3B cDNA clone (Cat# RC203523) using MegaTran 2.0 (Cat# [TT210002]).